

TIGHTLINES

The Monthly Newsletter of the Miami Valley Fly Fishers



P.O. BOX 151
Wright Brothers Station
Dayton, Ohio 45409

MVFF OFFICERS

President

Tom Courtney
(937) 859-7613
tcourtney4@sbcglobal.net

Vice President

Ken Hudak
(937) 673-8869
Harley1@who.rr.com

Secretary

Phil Clay
(937) 206-3720
ffclay@woh.rr.com

Treasurer

Juan Gomez
juanlgomez@sbcglobal.net

Website

www.mvff.us

Submit articles
and information to:

Editor

Joe Nagel
(937) 620-8269
joe.nagel@gmail.com

Clipart provided free.
Courtesy of the artist,
Dave Whitlock.

More information at:
www.davewhitlock.com

**June ISSUE
DEADLINE:
Friday,
July 22, 2011**

**Even More Outdoor Fun
At Deeds!**

Next Meeting

July 11, 2011

Deeds Park Casting Pond

(Directions on Website)

NO RESERVATIONS REQUIRED

The fun begins at 5:30

Our second outdoor meeting of the season! More grilled food, camaraderie, and casting competition!

2011 Casting Competition News!

The outdoor casting event will again be hosted by the team of Ken Hudak, Dan Matousch, and Jeff Warden. But don't let that scare you! Come on over and cast a bit... regardless of your skill level.

The only thing required to participate in the casting events is for you to show up. You don't even have to own a fly rod (although, if you do, you can cheat by practicing at home – just don't tell the judges; they might, no – they will – give you a hard time). There is no age requirement or limit, no height requirement, and no previous casting experience is needed.

Everyone is welcome!

August will be the Bass Bug, and **September** is Distance.

Here are the results for June - Bead Head Nymph:
(Winner and runner-up for each division):

First Flight

Winner: Rob Zimmer (87)
Runner-up: Dick Quigley (83)

Seniors

Winner: Lash La Rue (86)
Runner-up: Another 3-way tie (85) Brian Furerer, Karen Stokes, John Young

Masters


Winner: Mike Wolford (89)
Runner-up: Greg Kiddon (88)

**– NEW THIS YEAR –
CASTING COMPETITION CUT-OFF TIME**

Casting will be held ONLY from 5:30 PM to 7:15 PM. No casting will be allowed after 7:15 PM.
The cut-off time will help ensure we are not holding up the meeting with scoring, etc., so come on over and cast early.

Continued on Page 2


President's Thoughts



July is that time of the year that we waited for all winter. Many will take vacation, get tired of mowing the yard, and we do not have to worry about snow. This is also that time of the year when we realize the year is half over and we only have three more outdoor meetings prior to moving back inside for the winter.

Speaking of outdoor meetings, you have missed some really great times this year if you have not been able to attend. The attendance at the outdoor meetings has been above average and the fellowship is simply wonderful. This is the best time of the year to really get to know other club members, have a great meal fixed over the charcoal pit, and have one-on-one casting lessons for free. This is also the best time to introduce your friends to the art of fly fishing and allow them to actually try their hand at it. For those who feel up to testing their skills, we have the fly casting competition with some nice prizes. Those who are new to the sport will find no better place to have positive feedback to help you improve and learn more about our sport. Each meeting we have had new members and guests show up with a desire to learn more about our sport.

I wish to thank Tom Perry and Marty Vandebroek for representing our club at a leadership training session for Boy Scout leaders during which they provided information to help explain the fly fishing merit badge components. Bob Cain is in charge of another educational day in July with the youth of the Church of the Brethren and could use your help. Contact Bob if you can help out with this event.



Continued on Page 2

President's Thoughts Continued from page 1

Casual fly tying is still going on during the summer. There have been some conflicts with the dates as many of the casual tiers have been helping with Project Healing Waters on some of the nights scheduled for casual classes. This should not be a problem the rest of this year.

Within the past few weeks the club received a notice from the Koehler Banquet Hall to the effect that the prices for our indoor meetings will be going up. This is the first increase in some years and as a result, our dinner fees will move from \$12.00 per person to \$13.00 per person.

If you would like to be a part of the club's annual trip to Michigan for salmon fishing this September, please contact Jim Calvert as he has two spots open. Jim has headed this up for several years and the log "cabin" is just amazing. This is a rare opportunity as the reservation openings do not come up very often. Speaking of Michigan, my wife and I will be spending the better part of three weeks in Michigan fishing the AuSable, Pere Marquette, Bear Creek, St. Joseph and any other rivers we can locate. As they say, "I know it's rough, but somebody has to do it". We will also tie some flies and relax.

Please let John Young or Ron Lewis know of speakers you would like to have at the club meetings this next indoor season as soon as possible. Juan Gomez is also looking for somebody to take over the management of the club videos. Contact Juan if you would like to take this over.

I hope all of you have a nice vacation this year if you are fortunate to be able to take one and that the fish you catch are a big as you say they are.

Tom Courtney

Casting Competition Continued from page 1

Casting Competition – This Month is the Roll Cast.

Here are the rules for the Roll Cast. Limit of 15 casts total. Start with fly in target #1. Cast to target #1 until scored (inside one of the rings). Then on to the remaining targets or until a maximum of 15 casts are made. Any target not scored is a demerit of "-2" points. Highest score with fewest casts wins.

Casting Competition Divisions are as follows:

- First Flight:** Those that have never won a casting event or new casters.
- Seniors:** Casters who have previously won a First Flight casting event or former winners of the First Flight casting division.
- Masters:** Former winners of the Seniors casting division.

Competition Guidelines:


Everyone will cast to the same five rings, using the club rod. One person from each division will be determined the winner of that night's competition. Based on your cumulative scores of all the events, an overall winner will be determined for each division and presented a traveling trophy in December.

Here's how we are scoring. All casters will start with 100 points. Those skillful enough to place the fly inside the gold ring will not lose any points. Any fly that lands inside the black ring will result in the deduction of 1 point. If the fly lands outside all the rings, 2 points will be deducted. The person in each division with the highest score will win the event for their division.

At the end of the outdoor season, overall winners of each division will be determined by averaging scores of all events entered. Whoever has the highest score total in their division will be awarded a trophy at the December awards banquet. Even if you don't win an event, you could still be the overall winner of your division (it's happened before!). So come on over and cast.

Remember - although we do keep score and everyone would like to win, the real point of doing this (other than to just have a good time) is to improve our casting abilities.

Good luck!



This Month's Fly – July 2011 Edition

EZ STONEFLY NYMPH

Instructions Bill "Woody" Woodward /
Photograph by Bob Cain



Recipe

Hook.....Nymph, long shank, size 8-12

Bead.....Gold, Copper, or Black to match hook size

Thread....Brown or Black, 6/0 or 8/0

Tail.....Goose biots, color to match body

Body.....Burnt orange, Chocolate brown, or Hare's Ear SLF Prism dubbing

Legs.....Tarantula or Centipede legs, color of your choice

1. Place the bead on the hook and put the hook in the vise. Attach the thread slightly behind the bead and wrap a tight thread base back to the bend of the hook.
2. Select two matched biots from the quill (Pull two that are right next to each other to assure they are the same length and width). Place the biots back to back so that they curve away from each other and even their tips. Measure the biots against the hook shank so they are equal to one-half the hook shank length. Place the biots at the hook bend with one on each side of the hook shank and tie them in with 2-3 wraps of thread. (Pull straight down on the thread and thread torque will pull the biots into the correct position on top of the hook shank.) Wrap forward (with flattened thread) over the butt ends of the biots for eight or nine wraps, then reverse direction and wrap the thread back to the biot tie-in point. Trim off the excess biot butts.
3. Apply dubbing to the thread and form a dubbing loop. Wrap the completed loop forward in tight touching wraps to right behind the bead and tie it off. Be sure to cover the tail thread wraps. Remove any excess loop.
4. Cut two bunches of four strands of legging material, each about 1"-2" long, and tie-in one bunch by its middle on each side of the hook shank right behind the bead as legs.
5. Do a whip finish right behind the bead and cut the thread. (It may be advisable to do two whip finishes for durability.) Cut the thread.
6. Remove the fly from the vise and trim the legs so that each leg is approximately the length of half of the hook shank.



The Simple Joys of a New Rod

Submitted by John Berry (From the March/April 2011 Edition of the FFF ClubWire Newsletter - <http://www.fedflyfishers.org>)

As an independent fly fishing guide, I participate in several pro purchase programs, which allow me to buy my fishing equipment at a discount. Needless to say, I have acquired quite a bit of gear over the years. Waders and fishing vests will wear out over time but rods and reels seem to last forever. This has been helped out quite a bit by the fact that virtually all of the manufacturers of quality rods have, for several years, offered a life time guarantee. If you should break one, it can be easily repaired at nominal cost. As a result, I seem to have accumulated a significant number of fly rods. Most were purchased several years ago. The rods that I have purchased in the last few years have been for my clients to use, when on the river. I have not purchased a new fly rod for my personal use in over ten years.

I was pleasantly pleased when one of the rod manufacturers recently sent me an email offering their newest, best rod at an unheard of discount. It was just too good to pass up. Sure, I didn't need one. The rod I selected was a nine foot four weight. I already own two nine footers, an eight foot nine inch rod, two eight footers, a seven footer and a bamboo seven foot rod. All seven rods are four weights. I must mention that I have several other rods of various weights but the four weights are my favorite to fish. They are perfect for casting the small flies we use here.

My wife, Lori, was not so convinced that I really needed a new rod. I explained that my favorite four weight, my beloved Sage Light Line, was a two piece rod and difficult to travel with. This new rod would be a four piece (much easier to travel with) and besides it weighed a full ounce less but had the same action with a sensitive tip. She was unimpressed. I then suggested that I fund my acquisition by selling another rod, the eight foot nine inch. She agreed. I sold my old rod and ordered the new one.

It finally arrived and it was gorgeous. It had the nicest fittings I had ever seen. The finish was flawless and the cork grip was as smooth as a baby's bottom. I was in love. I grabbed a reel with a four weight line and strung it up. I walked out to the side yard (we leave it clear of large plants so that we have a casting lawn for classes and our own practice sessions). I cast it for a few minutes. It was a pleasure to cast. I easily shot out seventy feet. Lori tried it and was also impressed with its appearance and ability to cast line.

I wanted to fish it. That is a lot different from just casting. I was curious to see how it handled casting a bit of weight and if it would protect small tippets. My work schedule was so heavy that I did not get a chance to fish with it for a couple of weeks. I wanted the conditions to be perfect. I finally caught the optimal day. It was warm and sunny. The river was on the bottom. It was a bit windy (10 to 20 miles per hour) but that did not bother me. I gathered up my yellow lab, Ellie, and Lori. Both were eager to be on stream. We drove over to Rim Shoals and waded down to our favorite spots. There were several anglers there but there were plenty of room to fish.

I put on a fresh seven and one half foot leader. I then tied on an eighteen inch 5X tippet and a hot pink San Juan worm. I tied an eighteen inch 6X tippet to the bend of the hook of the worm and a size twenty black zebra midge to the tag end of the tippet. I twisted a couple of turns of larva lead above the surgeons knot connecting the leader and the 5X tippet. I attached a strike indicator to the leader and set the depth at about six feet. I was fishing the drop off to a deep run. I cast upstream and let the current carry the fly line over the drop off into the deep run. The fish were stacked up along the drop off and it did not take long before I got a hook up. It was a nice fourteen inch rainbow. I landed it quickly. The rod performed flawlessly. It cast the double fly rig easily, despite the wind that was gusting over twenty five miles an hour. The tip was sensitive and carefully protected the 6X tippet. The rod had enough butt strength to put plenty of pressure on the trout and enabled me to land it quickly.

We fished all afternoon and I caught several nice trout. The largest was probably around fifteen inches long but was particularly fat and sassy. Lori did well also but was troubled by the crowd. She much prefers to fish secluded water. Ellie didn't seem to care. She just wanted me to give her one or more of the dog biscuits that I always carry in my fishing vest.

It was finally time to go and I reluctantly left the river. The first outing with my new rod had convinced me that I had a new favorite. It is light in weight, casts like a dream and is an effective fishing tool. My new rod is a joy to own and fish with!

TU Madmen Water Monitoring Results - June, 2011

Here are the results from our most recent Biological Assessment on the Mad River and Mac-O-Chee Creek. An FYI - **we found stonefly nymphs at every location** except 29/296. I have been involved with the Madmen Chapter going on 12 years now and **we have never found stones in that many places!**

Don Dean will be taxing them out to give us a species. Thanks again to everyone who came out to help.

| Pollution Tolerance Index Rating | |
|----------------------------------|-----------|
| 23 or More | Excellent |
| 17 - 22 | Good |
| 11 - 16 | Fair |
| 10 or Less | Poor |

| Location | Score |
|---|-------|
| State Route 36 | 32 |
| State Routes 29/296 | 31 |
| Watson Property | 34 |
| Pimtown Road | 34 |
| West Liberty Park | 35 |
| Mac-O-Chee Creek (Piatt Restoration) | 39 |

Our next scheduled Monitoring will be on Sunday Aug 14. We will meet again at the Parking area at State Route 36 at 9:00 AM. Please plan on at least 4 hours for the whole session. Thanks!

Don Boysel
Project Coordinator

MVFF CALENDAR For July, 2011

- 7, 14, 21, 28 - TNT (See schedule below for details)
- 11 - MVFF Outdoor Meeting - Deeds Park Casting Pond (See website for directions)
- 17 - TU Madmen Work Day - Details TBA - visit <http://www.tumadmen.org/html/calendar.html> for more info
- 12, 28 - Casual Fly Tying - 6:00 - 8:30 PM, Gander Mountain, 8001 Old Troy Pike, Huber Heights, OH 45424
- 22 - Deadline for Articles for Next Month's Issue of **Tightlines**

MVFF Message Board

The MVFF Message Board now has over **400** registered members!

Also, you can now read messages without registering or logging in. Just go to the club's web site at <http://www.mvff.us> and you will find a link to the board on the upper left-hand side of the home page.



MVFF Email

Miami Valley Fly Fishers is trying to improve communication with members by making greater use of email. To be sure our messages reach you, please put the following address in your email address book:

mvffemail@gmail.com

Then send us an email subject "Email Address Check" to be sure we have your correct email address. Don't forget to include your name.

REMINDER FOR CLUB PURCHASES

ALL CLUB PURCHASES MUST RECEIVE PRE-APPROVAL IN ORDER TO BE REIMBURSED. AMOUNTS OVER \$50 REQUIRE BOARD PRE-APPROVAL. AMOUNTS UNDER \$50 CONTACT TREASURER, JUAN GOMEZ, FOR PRE-APPROVAL. PLEASE BE SURE TO USE THE EXPENSE REIMBURSEMENT FORM, WHICH CAN BE FOUND ON THE CLUB'S WEBSITE AT THE FOLLOWING LINKS:

http://mvff.tripod.com/Resources/AP_Form.pdf OR http://mvff.tripod.com/Resources/AP_Form.xls


2011 MVFF TNT Schedule

The TNT season is in full swing, but we still need a few more volunteers for TNT events this summer. Please contact me if you are interested in hosting a TNT outing for any of the open dates. I will ensure that all of the important details get updated on the MVFF message board and in Tightlines. Feel free to choose one of your favorite ponds, lakes, rivers, streams and ideally should be within a 40 minute drive of the Dayton metro area.

Phone: 970-333-4240
Email: brian@midwesternflyfishing.com

Thank You,
Brian Furdereer

All Meeting Times ≈ 5:30 PM - However, check the MVFF message board (<http://mvff.proboards.com/index.cgi>) for any last minute changes due to weather or fishing conditions.



| DATE | LOCATION | MEETING AREA | HOST |
|-----------|---|--|-------------------------|
| 6/02/2011 | Mad River | SR 55 Parking Area | Brian Furdereer |
| 6/09/2011 | Carriage Hill MetroPark | Red Wing Shelter | Mike Wolford |
| 6/16/2011 | Caesar's Creek | Tailwater Parking Lot | Mike Wolford |
| 6/23/2011 | Beavercreek YMCA | Dominic Lofino Park Lake | Joe Nagel |
| 6/30/2011 | Open Date | N/A | Volunteer Needed |
| 7/07/2011 | Open Date | N/A | Volunteer Needed |
| 7/13/2011 | Little Miami River | The Narrows Reserve | Brian Furdereer |
| 7/21/2011 | Great Miami River | Steele Dam | Joe Nagel |
| 7/28/2011 | Open Date | N/A | Volunteer Needed |
| 8/04/2011 | Open Date | N/A | Volunteer Needed |
| 8/11/2011 | Open Date | N/A | Volunteer Needed |
| 8/18/2011 | Great Miami River | Steele Dam | Joe Nagel |
| 8/24/2011 | Mad River | SR 36 Parking Area | Brian Furdereer |



Roger Shryock
 Assistant Manager
 Phone: 937-236-9786
 Fax: 937-236-9854
 www.gandermountain.com

8001 Old Troy Pike • Huber Heights, OH 45424

great miami outfitters Living for Adventure

80 South Main Street
 Miamisburg, Ohio 45342

• Phone: (937) 847-8787 • Fax: (937) 847-8704
<http://www.greatmiamioutfitters.com>

SAGE REDINGTON fishpond SIMMS

ReelFlyRod.com

Fly Fishing Outfitters

Todd Mikesell, Owner
 7635 Wilmington Pike
 Dayton, Ohio 45458

Phone: 937-434-8472
 todd@ReelFlyRod.com
 www.ReelFlyRod.com

R.L. WINSTON ROD CO. LIMPOUA

TRIO Arnie's D CAP DESIGN



813 Bethel Rd., Columbus, OH 43214
 (614) 451-0363
 Brian Flechsig

www.madriveroutfitters.com



2700 MIAMISBURG-CENTERVILLE ROAD SUITE 860
 DAYTON OHIO 45459

TEL 937 435 4485 FAX 937 435 4482
 RETAIL-DAYTONMGRos8@ORVIS.COM
[HTTPS://CAREERS.ORVIS.COM](https://careers.orvis.com)

Paddlesports
 Specialty Shop
 www.kayakdayton.com



104 Valley Street
 Dayton, Ohio 45404
 (937) 222-7020

Jeryl Yantis
 Bernie Farley

Whitewater • Touring • Recreational



This Month's Meeting: Our Next Outdoor Meeting at Deeds!

July 11, 2011

Deeds Park Casting Pond



Visit Us On
 The Web:

[HTTP://WWW.MVFF.US](http://www.mvff.us)

TIGHTLINES

The Monthly Newsletter of the Miami Valley Fly Fishers



MVFF
 P.O. Box 151
 Wright Brother Station
 Dayton, Ohio 45409