

TIGHTLINES

The Monthly Newsletter of the Miami Valley Fly Fishers



December Meeting

Our next meeting is December 13th

Kohler Banquet Center
4572 Presidential Way
(Directions on Website)

Meal Price - **\$15.00**

Fun begins at 5:30 p.m.

Dinner reservations are required.

Please make your reservation
at <https://mvff.us/reservation/>
by 9:00 p.m. on December 9th

Canada Fishing Trip Update

Our trip to Waterfalls Lodge in Ontario, Canada, next June is almost full, however we had a cancellation of two spots for the trip. At the present time I have 5 cabins reserved at the lodge and 24 confirmations for the trip. The last 2 spots will be filled on a first come basis.

This trip is really outstanding and quite a value. Waterfalls Lodge is a drive-in lodge with a chain of 7 lakes and outstanding smallmouth and pike fishing. The price includes a 17 ft. bass boat for every 2 fishermen and an evening meal in the dining room. This will be our 5th year going to Canada and we are never disappointed. The border is open now and we are ready to return to Canada.

I recommend you check out the website (www.waterfallsdodge.com) and get your fishing buddy to sign up with you for a great time. It is not a requirement that you be a club member to attend this trip. The dates this year are Saturday, June 4th through Saturday, June 11th. For more information, call me for the trip details at (937) 925-1211.

~ Jim Calvert



President's Thoughts ...

The end of another year is nearly here. 2021 has been a strange and uncertain year for most of us. When I took over as president of the club,



my main goal was to have all club meetings, and to include as many of our traditional activities as possible. I hoped to keep the club running as smoothly as possible. Accomplishing all this while navigating the Covid specter hanging over us like a dark cloud seemed like a daunting task.

Through the flexibility of our members, I think we were able to accomplish these goals. We held every meeting. Some of them were via Zoom, some were in person at our outdoor venue, and thankfully we have been able to get back together inside for our fall meetings. The auction was held at an outside meeting this year instead of at our March meeting. The important thing is that we actually had the auction and it was a success. Our Spring Fling became a Fall Fling. And several of our speakers were presented over Zoom. Thank you for all of your support through this difficult year. We made it!

I also want to thank my fellow board members for stepping up to help the club. They have all done great jobs and helped me in so many ways this year. Kathy Williams' term as treasurer is coming to a close. New board member Walt Konek will be taking her place. Karen Via has done an exceptional job as secretary for many years. She will be handing off her duties to Cindy Davis. Phil Ritter is moving up to president, with John Warner assuming the role of vice president. I hope you will support this new board as much as you have supported me this past year.

Beginner fly tying classes will begin in January. Eric Rice and I will be team teaching this year. We will meet Fridays in January and February from 7:00 to 8:30 p.m. at Rona Community Church in Fairborn. There will be eight sessions where we will tie two flies per session. No experience necessary as we teach you the basics so that you can build upon the foundation you learn in class to tie ever more difficult flies. Email me if you are interested. We will also have a sign-up sheet at the December meeting.

(Continued next page)

President's Thoughts (cont'd)

MVFF will again have a table for fly tying at the BUFF show. The show is on February 5th from 9:00 to 4:00 and is located at the Oasis Conference Center, 902 Loveland-Miami Road, Loveland, OH 45140. We need folks to help at our tables and tie flies as well. Email me if you are interested and we will have a sign-up sheet at the upcoming meeting.

The December meeting is our annual awards night. We will be recognizing our volunteers and presenting them each with a small token of our appreciation. I will also be announcing the winners of the club awards. And Bob Zitney will hand out the traveling trophies for our casting competition.

Finally, I want to wish each of you a joyous holiday season. Treasure the time you spend with friends and family. As you know, I almost didn't make it to Christmas last year due to being hospitalized with Covid. It kind of makes you think about what is truly important in life when you are not sure if you will ever get out of the hospital again. Blessings to you all.

Thanks again for all your support,

JD Dukes
2021 MVFF President

A Farewell to Rod Building Classes

I am sorry to announce that the rod building classes have come to an end for me. My age and vision problems have gotten the best of me. I would like to express great thanks for those who have ably assisted me over the past 40 years – Dick Matson, Ray Lee, Joe Nagel, & Joe Hill. These guys made it all happen! As I recall, I used to reward Dick Matson with a standing rib roast at the end of the year.

I guess several hundred MVFF members have participated in the classes starting in 1982. The first class had 13 “students” and I was overwhelmed! Later classes were limited to 5 or 6 new people, but Saturday afternoon & Sunday morning sessions were opened for the overflow and old grads.

For several years (5 or 6) we also offered a series on rebuilding old cane rods – making heavy 9-footers into fishable 7 -7.5' versions with all new hardware. It was popular, but an unreliable supply of old rods put an end to it.

My wife used to complain about students going through the living room to use the bathroom. She would be grading theme papers and hated the interruptions. Everyone thought they had to stop and chat. She even threatened to get a motel room on weekends we held classes!

While I'll miss the camaraderie of our classes, I won't miss the ordering of supplies or the bookkeeping involved. Toward the end, we finally got the presentation and innovations right. It just took a long time!

Over the years, I finally did get to make 800 custom rods. #800 was special and built for myself. Dan & Doug Daufel were some of my earliest students when they were still in high school. They moved to Montana and recently started Montana Brothers Rodworks offering lightweight rods & blanks. They offered me one of their new blanks as thanks for getting them started. It has caught a number of good fish this season, and I am pleased to honor them in this way. The game had come full circle!

While I won't be making any more custom rods, I will continue doing repairs, as they present a unique challenge to me. I also have a goodly stock of rod parts remaining for those interested. My seeing “device” also allows me to continue making flies.

Thanks to all,

Jim Corbin

Mentoring Update

Greetings MVFF Fly Fishers,

It has been nearly four months since the MVFF Mentor/Mentee Sign-up pages went live. This has been the culmination of efforts by a group of diverse individuals wanting to help get the MVFF Mentoring Program off the ground and help it thrive and succeed. The Mentoring Committee is providing resources and training for the benefit of all members.

We are getting Mentees signing up asking for help in many

different areas. What we need NOW is for members to sign up as Mentors so we can start matching people based on needs and skill sets available.

To sign up as a Mentor or Mentee you must be a registered member on the MVFF Club website. This is a quick and easy process. Once you are registered, log in to the Members Only Section, click on the “Member Area” and select MENTORING. Next select the button – “Yes, I want to be a Mentor”; select your areas of expertise that you are willing to Mentor someone in and

(Continued next page)

Mentoring Update (cont'd)

click on the "Submit" button. This information will be sent to the MVFF Mentors mailbox so the Mentoring Committee can match you up with a Mentee.

Yes, being a Mentor is a commitment, especially of your time, but it should also be fun. Don't think of being a Mentor as a job. If you are going out fishing with some friends, take a Mentee along and show them the ropes where you like to fish. This makes it a Win-Win outing – you get to Mentor someone while enjoying time with your friends and fishing at the same time.

If being a one-on-one Mentor is a little scary for you, make it a group effort with some friends and you can all help out a Mentee in need.

For those of you without a computer or smart phone, please let one of the Committee members know what areas you would like to mentor in and we will enter your information for you on the web

site. Look for printed forms that can be filled out at the meetings (on the table where you pay for meals). THANK YOU to 2 members that filled out the Mentor paper forms at the last meeting.

Don't forget that when or if working with youth we want to use the 2-deep rule – always have another adult involved. Rules to be followed when working with youth were recently published in *Tightlines*, are available on our website and will also be in the Mentoring Handbook.

If for some reason you have any reservations or questions about Mentoring, please email us at MVFF Mentoring - mvffmentor@gmail.com, or talk to one of the Committee members (Jeff Warden, Karen Via, Shawn Johnson, or Angela Chavez). We hope to see more Mentors signed up in the near future, especially after the holidays.

~ The Mentoring Committee



My Fly-Tying Space

A couple of months ago Tom Arnold included some pictures and a brief description of his fly-tying table. He challenged us to share our tying set up. I have taken up that challenge and am sharing my fly-tying space with you.

I started my fly-tying at the kitchen table. I had a cheap vise and a shoe box half full of tying supplies. Today, my fly-tying habit has exploded into what you see here. I have an antique carpenter's bench that is seven feet long. It is such a dark color that I had a difficult time seeing dark thread when I tied. I solved this by having my wife sew a white canvas backdrop for my bench. The added benefit of this is that once I am done with a few tying sessions I can fold it up, take it outside, and shake out all the fine stuff that accumulates while tying. I started with one thread and tool holder from Cabela's, but soon added two more. You can never have enough space for thread and tools! I have an old set of drawers and a shelf full of plastic bins that are all stuffed full of tying stuff now. How does a person ever get so much stuff? I think the rabbit zonker strips are multiplying! I also put down a sheet of stained plywood over the carpet so that my office chair can roll easily. There is even enough space for me to have two other tiers with me at the tying bench. I have tied nearly 1,500 flies at this bench over the past year. It is something I can do while watching a football game or an old movie. An added bonus is that my wife's quilting studio is in the same area so we can both work on our hobbies separately, but together, while watching the Ohio State game. Life is good!

~ JD Dukes



Learning Curve

There I was. Making casts with my favorite rod, on one of my favorite bodies of water. A quaint, isolated, local pond you wouldn't know it was there, unless you were looking for it. Rings appeared on the water's surface regularly, inspiring me to tie on a Black Fur Ant. Adding a bit of Gink aided in flotation when the fly became saturated or covered with fish slime.

I very much enjoy dry fly fishing for warmwater species of fish. I especially enjoy using what are traditionally thought of as "Trout Flies" to fish for them. This year it seems one of the most effective flies I've used has been the Black Ant. This particular evening, the strategy was effective. I was catching fish and enjoying doing so.

There were a few others at the park. Shrieks and squeals of children's voices could be heard in the distance. Earlier, a man walked his dog on the far side of the pond. Favorable temperatures and an occasional slight breeze helped me stay "in the zone." I probably heard the slamming of a truck's door, but hadn't given it much of a thought.

Moments later, there was a voice coming from my right, and slightly behind me. "Mind if I watch?" asked the observer. "Not at all," I replied. He asked if I was affiliated with a local fly shop. The shop had scheduled an "Intro To Fly Fishing" event and he hoped to become reacquainted with the sport. "I didn't know about the event. I just happened to come here to fish this afternoon," I responded. A bluegill sipped at my fly and after a short fight, it was brought to hand.

The observer watched intently. He asked the usual questions I've often entertained when people happen by during a fishing trip. "Do you come here often?" "What kind of fish are in the pond?" "What type of fly are you using?" "How many fish have you caught?" He looked stunned when I shared the results of my last visit. "There isn't much mystery to fly fishing," I explained. "If you and I are fish and we both see something that looks like food, I'm thinking, 'I

gotta get that bug before you do.' You're thinking, 'You gotta get that bug before I do.' What we both don't know is, there is a human tied to the other end of it."

"Well that seems easy enough," he remarked. "But what about casting [the fly line]?" he inquired. I knew this question was coming. It often does. I stopped fishing, removed my hat and fishing bag, and placed both on the ground with a sapling in the middle. I described how my hat and bag represented the numbers of 10 and 2 on the face of a clock. The tree represented 12 o'clock. I explained how the basic cast is done by moving the fly rod and stopping at the points of 10 and 2. By doing so, you create the momentum which lengthens the fly line. I continued, "When you have enough line out to reach your target, a fish, you lower the rod."

After a few horizontal "casts," I instructed him to change the plane from side to side to over his head. He was impressed at his new-found skill. "Like anything else, you'll improve with practice," I instructed. With my final tidbit of information, I used an analogy between he and NASCAR drivers. "Those NASCAR guys are professionals. You don't compare yourself to them," I reasoned. "But that doesn't mean you don't know how to drive. Obviously, you drove your truck to get here. The 'experts' say you'll catch most of the fish in your life between where you stand and 30 yards away. So you don't need to cast like the guy in 'A River Runs Through It.'"

I donned my hat and bag, caught a couple more fish and announced my fishing session was over. We walked to our respective vehicles. "I have a fly rod," he disclosed. "I think it's a 5-weight." "That's all you need," I smiled. I sifted through my fly box and handed him 3 of my favorite flies. A Black Ant among them. He thanked me. Hopefully, I'll see him at the pond. School's out.

Shawn M. Johnson

Miami Valley Fly Fishers

Notes from the Library

December 2021

The name Gary Borger brings to mind great writing and an inspiring speaker, so finding an authored volume in the archives, no matter how old (1980), creates interest. *Naturals, a Guide to Food Organisms of the Trout* is an early work with illustrations by Robert H. Pils describing the aquatic food sources of North American Trout species. Though in monochrome print and drawing, recipes for creating exacting imitations on the workbench are provided.

Dick Stewart and Farrow Allen have created a colored

workbook, *Flies for Bass and Panfish*, with photographs on the right hand and recipes on the left for tying. This signed first edition was part of Ralph Vermillion's library donated to the club before his move near Austin, Texas. A standing invitation exists to any club member wishing to visit Ralph and to fish the hill country. These books will be on display and available with others at the December club meeting. Well worth checking out.

We received a large number of VHS tapes on a wide variety of trout fishing topics; these will be available free for the taking at the December meeting. As all of these tapes are available in newer formats they will not be kept in the library after December.

Thank you. J.W.

December Fly of the Month



Triple Wing Caddis

Instructions by Bill "Woody" Woodward

Photography by Bob Cain

Recipe

Hook..... Dry, long shank, size 6-12

Thread..... Brown, 6/0 or 8/0

Body..... Olive, Black, Gray, or Tan dubbing

Wing..... Elk hair or fine deer hair

Hackle..... Dry, color of your choice

1. Attach the thread slightly behind the hook eye and wrap a tight thread base back to the middle of the hook bend.
2. Dub the thread and wrap a tapered body to just over the hook point. Remove the excess dubbing and let the thread hang.
3. Cut, clean, and stack a small bunch of elk or deer hair as a wing and tie it in on top of the hook shank over the hook point. The hair tips should project back to slightly past the hook bend. **DO NOT LET THE HAIR SPIN AROUND THE HOOK SHANK.** Trim the hair butts and make several tight thread wraps over them to secure them, then return the thread to the wing tie-in point.
4. Now dub the thread and wrap it forward over the hair butts to the middle of the hook shank. Ensure that you cover the wing thread wraps with dubbing. Remove the excess dubbing and let the thread hang.
5. Cut, clean, and stack a second bunch of hair as the second wing and tie it in tight against the front of the dubbing in the same manner as the first wing. The tips of the second wing should reach back to slightly behind the tips of the first wing, Trim the hair butts and bind them down as in step 3. Let the thread hang.
6. Again dub the thread and make a few (2-3) wraps over the wing tie-in thread wraps, then remove any excess dubbing and let the thread hang.
7. Select a hackle feather with barbs the length of the hook gap. Remove the fluff from the base of feather and tie it in just in front of the second wing.
8. Dub the thread again and wrap it forward to about 1/8" behind the hook eye. Again, ensure that you cover the wing and hackle tie-in thread wraps. Remove any excess dubbing and let the thread hang.
9. Palmer the hackle feather forward over the dubbing to 1/8" behind the hook eye and tie it off. Remove any excess hackle.
10. Now cut, clean, and stack a third bunch of hair as the third and last wing and tie it in tightly 1/8" behind the hook eye. The tips of the hair should reach back to slightly behind the tips of the second wing. Lift the hair butts and wrap the thread under them behind the hook eye. Do a whip finish or 2-3 half hitches and cut the thread.
11. Now take your scissors and, while resting the blade against the hook eye, cut the hair butts at a backward angle forming a traditional small caddis hair head.

NOTE: It is suggested that you apply head cement to each of the wing tie-in points (AFTER REMOVING THE HAIR BUTTS) as you complete them to help secure and anchor them.

November Raffle Winners

COLEMAN GREEN QUILTED VEST Men's XXL and HARRY & DAVID MOOSE MUNCH POPCORN - Won by John Young

COLEMAN GREEN QUILTED VEST Men's XL and THATCHER'S CARAMEN CORN - Won by Bob Zitney

COLUMBIA CAMO FLANNEL SHIRT Men's XXL and WORLDWIDE SPORTSMAN FLY CASE - Won by Ken Davy

OKEECHOBEE TACKLE BAG - Won by David Waters

AUTUMN NIGHTS QUILTED THROW and NORMAN ROCKWELL HAPPY THANKSGIVING COFFEE - Won by Eric Rice

POLAR BEAR MINI PORTABLE COOLER and CROWN ROYAL WASHINGTON APPLE 4-PACK - Won by Chris Evans

YELLOWSTONE BOURBON WHISKEY - Won by Sam Brown

TABLETOP WOOD TRAY, BLESSED CANDLE and POTPOURRI BOWL FILLER - Won by Jim Calvert

Thanks to all who participated in this month's unusual raffle. I am grateful and blessed by the many MVFF members who have been, and continue to be so supportive.

~ Jana Champ

Project Healing Waters Fly Fishing



Meet the Winners

The 9th Annual Project Healing Waters Fly Fishing National Fly Tying Competition is over and there were many talented tiers! Now the 13th Annual PHWFF Fly Rod Building Competition Fly Rod Building Competition is in its final voting phase. These competitions are focused on expanding the therapeutic experience for PHWFF disabled veterans by giving them the opportunity to showcase their fly tying and rod building skills and creativity in a fun contest. Follow the link below to get to announcements on the competitions and see the outstanding submissions . . . <https://projecthealingwaters.org/announcements/>

Below is the text of a letter sent to Karla Riste, Visual Impairment Service Team Coordinator, Dayton VA Medical Center. Karla has been the VA lead on PHWFF for years. The PHWFF participant attended the outing at Zanesfield Rod and Gun Club.

October 25, 2021

Dear Karla,

It has been 1 week after your, our "Healing Waters". Thank you for all your effort to allow this to work. A thank you needs to go to all involved. – MVFF, Zanesfield Rod and Gun Club, two of which I know, food, and anyone who made this outing better.

I am still lifted up by the sharing, caring, nurturing and guiding given from the heart on this fishing day. It will live in our hearts and minds warmly.

A friend told me he would rather see a message rather than hear one from the pulpit. All involved shared their heart, life, joy, experience, hope and more. Thank you, thank them.


I was given time alone to simply enjoy the atmosphere and soak it up like a sponge. When I went home I continued with the Christmas Cannon Rock – "We Pray Our Lives Will Show This Dream" and John Denver's Perhaps Love - "Love is like a window or open door . . . it wants to show you more."

Your group showed us more. Very lovingly, genuinely. Thank you all.

Please share this message to all.


Thanks.

Bill Younkman



Did You See the Michigan Trip Photos

A great trip. See the story in the November Tightlines and check out the photos from this trip - https://www.facebook.com/MiamiValleyFlyFishers/photos/?ref=page_internal



2022 Dues Reminder

Please be aware that it is time to pay your 2022 dues. Your dues must be paid by the end of February in order to retain active member status. Any new member paying dues between September 1 and December 31st will receive credit for the last months of 2021 and the payment will also cover the full 2022 membership! Dues can be paid at club meetings, online through our PayPal account (see website) or by check, made out to "MVFF", and sent to our PO box.

We also have an independent youth membership designed for a young person under 18 who wants to join the club but does not have a parent/guardian as the primary member. We hope to conduct educational service projects in local high schools and vocational programs again and we expect some of these students will want to join our club. The cost for Independent Youth Membership is \$10.00 per year.

All members of MVFF receive an email copy of the newsletter – *Tightlines*, with new members receiving a badge, patch, window decal, lapel pin and flies donated by club members. Membership also includes access to a number of club activities and programs at no cost, including fly tying classes, mid-week fishing outings and the opportunity to make friends you will never forget!

We also have several memberships that were donated by other members of the club that can be extended to those who may be struggling with making their annual dues payment. Please talk to one of the board members should you or someone you know be in need of this benefit.

If you have any questions, about dues or your membership, please contact me. Thanks for helping support the Club through your dues, donations and attendance.

Karen Via, Club Secretary
karenbw@hotmail.com

Website Updates

Several documents have been added to the website.

Mentor-Mentee Action Plan
Working With Youth
MVFF Website Tips

They can be found at <https://mvff.us/reference-articles/> in the Club Documents section.

Presentation on Website

Susan Thrasher, our November speaker, provided us this copy of her presentation slides to enjoy. Here's the link to the presentation – <https://mvff.us/fishing-the-caney-fork-river-3/>

Check out her website at <http://southernbrookies.com>.

Browser Fix for Apple Users

If you are a Safari user, recent updates may be causing problems in displaying the embedded Google calendar on our Home page and Calendar page.

To fix this on your computer – go to Safari > Preferences > Privacy and uncheck **Prevent cross-site tracking**.

On your iPhone and/or iPad – go to Settings > Safari > scroll down to PRIVACY AND SECURITY and turn off **Prevent Cross-Site Tracking**.

Save the Date - 2022 BUFF Show

The 2022 Buckeye United Fly Fishers Greater Cincinnati Fly Fishing show will be held February 5th. Last year they held a "virtual Zoom show", but 2022 sees the return to a live show. It will be held at the Oasis Conference Center, 902 Loveland-Miamiville Rd, Loveland, OH 45140.

<http://www.buckeyeflyfishers.com/buffsql/index.asp>


The MVFF Flybrary

The "Flybrary" is a way members can share with each other the flies they use to catch fish.

A member wishing to share a fly with others, gets a card, fills out some information about the fly, attaches the fly to the card, and returns it to the Flybrary box that will be at each meeting. When another person sees a fly they might want to use, they can take the fly and the card out of the box. Now they have a fly that has been effective in catching fish, some information about how to use the fly, and they have the name of a MVFF member they can contact if they have questions about the fly, or the recipe to make it themselves.

You can get cards at the meetings or on the website at <https://mvff.us/wp-content/uploads/2020/08/MVFF-Flybrary-Project.pdf>.

~ Shawn Johnson



FFI has made strides to grow the fly fishing community through the launch of a dynamic new Fly Fishers International website, including the revamped FFI Learning Center, accessible to anyone with a passion for the sport. This modern new website is easier to navigate and highlights FFI's strength in fly fishing education with an incredible repository of videos, articles, and manuals on casting, fly tying, conservation, and fly fishing skills.

<https://www.flyfishersinternational.org/Learn/Learning-Center-Resources>

The Joy of Casting in Italian Waters

<https://www.nytimes.com/2021/11/10/travel/fly-fishing-italy.html?referringSource=articleShare>

It never occurred to me to bring a fly rod and gear when in Italy in 2019. ~ Editor

From the Onion

<https://www.theonion.com/climate-scientists-warn-that-fish-will-be-under-even-mo-1848027588>

Might be worth investing in more sinking lines before prices go up.

Mad River Drift

Here is a link to the archive of the TU Madmen Chapter newsletter. When you open the link it gives you access to the current and previous newsletters. You can also subscribe here.

<https://us20.campaign-archive.com/home/?u=8049cc4f0cf9c67bcac699302&id=e41b50e209>



**OHIO DEPARTMENT
OF NATURAL
RESOURCES**

Find All Fishing Reports

Fishing reports are broken down by region – Lake Erie, central, northeast, northwest, southeast, and southwest – all of which can be found online.

<https://ohiodnr.gov/wps/portal/gov/odnr/buy-and-apply/hunting-fishing-boating/fishing-resources/fishing-reports->

DOW eNewsletter

Subscribe to the Ohio DNR Division of Wildlife eNewsletter by filling out the form below. Once submitted, check your email to confirm your subscription.

<https://go.ohiodnr.gov/downnewsletter>

Mobile App

HuntFish OH is a mobile path for Ohio's hunters, anglers and shooters to licensing, game check, regulations, and communication with the Ohio Division of Wildlife.



<https://ohiodnr.gov/wps/portal/gov/odnr/buy-and-apply/hunting-fishing-boating/hunting-resources/huntfishoh-mobile-app>

Backyard Wildlife Documents

Some nice resources to check out . . .

<https://ohiodnr.gov/wps/portal/gov/odnr/discover-and-learn/safety-conservation/about-ODNR/wildlife/documents-publications/backyard-wildlife-documents>

MVFF

Miami Valley Fly Fishers Inc., established in 1975 and re-organized in 2016 as a 501(c)(3) tax exempt organization, is a non-profit organization dedicated to the improvement and preservation of fly fishing in Ohio. Our goal is cleaner water and brighter streams.

MVFF Board

President

JD Dukes
(410) 858-0440
sailing63@aol.com

Vice President

Phil Ritter
(937) 657-7052
ritter_phil@yahoo.com

Secretary

Karen Via
(937) 620-7863
karenbw@hotmail.com

Treasurer

Kathy Williams
(937) 623-8283
justmekw@gmail.com

Tightlines Editor

Tom Arnold
tarnoldjr@me.com

Website

mvff.us

Clipart courtesy of the artist,

Dave Whitlock
davewhitlock.com



P.O. Box 151
Wright Brothers Station
Dayton, Ohio 45409

CALENDAR

Check the [MVFF Calendar](#) page or our Facebook Events page for updates & details

<https://www.facebook.com/MiamiValleyFlyFishers/>

Remember, you can find many photos of MVFF happenings on our [Facebook](#) page.

<https://www.facebook.com/pg/MiamiValleyFlyFishers/photos/>

Tying Class for Beginners

Beginner fly tying classes will begin in January. Eric Rice and JD Dukes will be team teaching this year. We will meet Fridays in January and February from 7:00 to 8:30 p.m. at Rona Community Church in Fairborn. There will be eight sessions where we will tie two flies per session. No experience necessary as we teach you the basics so that you can build upon the foundation you learn in class to tie ever more difficult flies. Email JD if you are interested. We will also have a sign-up sheet at the December meeting.

Help!

I need material for this newsletter. So if you have been on a fishing trip and want to write an article and share pictures, please send info my way. Maybe you have tactics, equipment tips or some other knowledge you would like to share. We would welcome the contributions. If you have ideas on what you would like to see in Tightlines let me know. My contact information is on this page.

~ Tom Arnold, Editor

Dues!

It could not be easier. Just pay using our PayPal portal. Either pay with your PayPal account or by credit or debit card as a guest. Click the Pay Now button on our Home page . . . <https://mvff.us>



Support Our Local Shops & Those Who Support MVFF

Fisherman's Headquarters
142 S. Keowee St.
Dayton, Ohio 45402
937.222.2224
fishermanshq.net

ReelFlyRod.com
1908 N Lakeman Dr.
Bellbrook, OH 45305
855.434.8472
ReelFlyRod.com

Mad River Outfitters
813 Bethel Rd.
Columbus, Ohio 43214
614.451.0363
madriveroutfitters.com

SmithFly
124 N. Main St.
Piqua, Ohio 45356
937.335.7400
smithfly.net

Great Miami Outfitters
Cross Pointe Shopping Center
101 E. Alex Bell Rd. #140
Centerville, Ohio 45459
937.938.5009
greatmiamioutfitters.com



FLY FISHERS
INTERNATIONAL
Affiliate Club

The Miami Valley Fly Fishers, Inc. is an active Affiliate Club of Fly Fishers International, an international club promoting the benefits of fly fishing and conservation