

# TIGHTLINES

The Monthly Newsletter of the Miami Valley Fly Fishers



## January Meeting

Our next meeting is January 10th

Kohler Banquet Center  
4572 Presidential Way  
(Directions on Website)

Meal Price - **\$15.00**

Fun begins at 5:30 p.m.

**Dinner reservations are required.**

Please make your reservation  
at <https://mvff.us/reservation/>  
by 9:00 p.m. on January 6th


## January Speaker

Our January speaker is Curtis Wagner, Fisheries Management Supervisor, Ohio Division of Wildlife District Three

**Topic:** Ohio Division of Wildlife's Fisheries Management Overview and Ohio's Native Brook Trout Story

Curt became interested in the fisheries field by working summer seasonal positions for both a private pond management company in southcentral Pennsylvania and then for the Pennsylvania Fish & Boat Commission while completing his B.S. in Wildlife and Fisheries Sciences at Penn State University. Upon completion of his undergraduate work, Curt relocated to Illinois where he completed his M.S. in Fisheries Management and Ecology at the University of Illinois. In 2008, Curt joined the Division of Wildlife as a Fisheries Biologist in District Three (northeast Ohio) and was in that position for about 10 years before promoting to the Fisheries Management Supervisor in District Three, coordinating fisheries management activities in northeast Ohio.

This should be an interesting presentation on Ohio's efforts to maintain our fisheries.



January 2022

## President's Thoughts ...



Happy New Year members. It is hard to believe it is 2022 already. Where did the last year go? 2021 had its share of difficulties, but we were finally able to get back to our in person indoor meetings. I am being hopeful that it remains that way.

We got the holidays behind us now and the stress of family, gifts, shopping and overeating is over. It is now time to focus on more important things, like fly fishing. Winter can present some challenges when it comes to fishing, but there are still plenty of opportunities available if you are able to brave the cold. Many of us enjoy Steelhead fishing. It offers up some of the most challenging conditions, but is also some of the most rewarding and exciting fishing on the planet. The Mad River can also be a fantastic winter fishery. With the river holding more water and the fish needing to eat, streamer fishing on the Mad in the winter can really pay off for the big one. There's another option for those of us who are more fair-weather fly fisher - the winter is an excellent time to tie flies and fill up those fly boxes. Whatever your game is, to fish or tie, the winter can still serve a purpose for us fly fishers.

Other mentionables: We have the BUFF Show coming up next month. So mark your calendars for February 5<sup>th</sup>. For those of you that do not know what the BUFF show is, it is a fly fishing expo with several keynote speakers, demos and lots of the latest and greatest fly fishing products.

Secondly, we have the 2022 Adventure Summit on February 12<sup>th</sup>. The Adventure Summit is the region's premier outdoor adventure expo. It will have speakers, products and demos. We will have fly tiers at both of these shows. Come and check them out.

I am proud to be your club President for this next year and to see where this takes us. I will be starting a special raffle to be held at every meeting. The raffle proceeds will go to one of our many charitable foundations and this month I have chosen Project Healing Waters. I can't tell you what the raffle item is, but I can say that I will be purchasing a ticket myself. You will have to come to the meeting to see for yourself. So bring an extra \$5 and purchase a chance to take it home. It is for a good cause.

Get out and wet a line.

Tightlines,


Phillip Ritter  
MVFF President

# Tribute to Jerry Redford

By JD Dukas

Longtime MVFF member and friend to many of us, Jerry Redford, quietly passed away at Hospice of Dayton on Christmas Eve. He will be remembered as someone who never met a stranger. He was a good soul, taking new members under his wing, generous to a fault, and described by some who knew him well as a "tough old bird!" Jerry was an inspiration to many of the club's fly-tiers. He was known to tie some of the smallest flies possible and to challenge others to do the same. Jerry was also a fixture at Project Healing Waters Fly Fishing outings and classes where he loved to talk with the veterans and share some of his fishing knowledge.

I was fortunate enough to go see Jerry the day before he died. Truth be told, he was not very responsive, but he did open one eye and smile at me during the visit. He always seemed to have a smile on his face. Jerry's Bible was next to him in bed, and I was fortunate to meet his son, Greg, while at Jerry's bedside. We reminisced some, prayed together, and Greg told me that Jerry had made the decision to accept Jesus as his Savior several years prior. We were comforted to know that when Jerry passed, he would be in a much better place than we were. Rest in Peace and Tight Lines Jerry.



## 2021 Recognition & Awards

At the December meeting we recognized the many members who volunteered in 2021 to make the club such a success. Thank you for all you have done for the club.

The following are the recipients of the major awards . . .

Dick Matson Award	-	Greg Czarnecki
Jake Jaeger Award	-	Jeff Warden
Founder's Award	-	Bill Bennett
President's Award	-	Kathy Williams
Marty Vandebroek		
Outstanding Member Award	-	Tom Arnold

## Casting Winners

Here's our casting competition winners for 2021. Congratulations and thanks to all who participated!

First Flight:	Christopher Evans
Seniors:	Sam Hudak
Masters:	Greg Kiddon



## Boaters Needed for Habitat Project

Five Rivers MetroParks is getting ready to do another Christmas tree collection to make more fish structure at Eastwood Lake, like was done 3 years ago. We are looking for people who have boats that would be willing to take the trees out to the location (maps will be provided) and drop them overboard. They will be anchored to cinder blocks.

We have quite the crew that works on this project – lots of volunteers, Conservation staff, Marine Rangers, and the Ohio Division of Wildlife comes, too, and brings their boat and staff to help drop. It was quite the production last time. We even had a couple of news channel teams come and cover the event. There is a map on our website that shows the locations of the drops for anglers, so they can benefit from the info, too. Plus, this could give the club some nice recognition/press.

After we are done, we will have backpack blowers to clean the boats out of any needles and chaff that may have fallen in the boats to be considerate of the generosity of those who offer their boats as a service. They would need to be motorboats, of course. And be able to hold at least 2 trees tied together and 2 people.

People interested may contact Grace Dietsch, biologist and manager of our Conservation Department here at Five Rivers MetroParks. She is ramrodding the whole shebang again this year. Her email is [grace.dietsch@metroparks.org](mailto:grace.dietsch@metroparks.org) or she can be reached at 740-590-3750. A detailed email will be sent regarding the event and boater's duties as they sign up. Everyone will be required to wear a life jacket, of course (some will be available if needed).

More info at <https://www.metroparks.org/recycle-your-trees-at-eastwood-metropark-after-the-holidays/>

The drop date is January 19<sup>th</sup> and a backup date is the 26<sup>th</sup>.

Kelly Kingery  
Outdoor Recreation Program Specialist  
Five Rivers MetroParks  
MVFF Member

---

## Mentoring Update

We now have 5 Mentors and 2 Mentees and we have one match out of the new sign-ups. We are hoping more people sign up to be Mentors.

Also, one of our members/Mentors emailed the Mentoring Mailbox about a prospective new member who works 2nd shift and wouldn't be able to make the meetings, but was looking for a

fishing partner if they joined. If anyone is interested in helping this 2nd shift worker they can email [mvffmentor@gmail.com](mailto:mvffmentor@gmail.com) and we can pass on your interest.

Want more info on the Mentoring program – check our past articles in Tightlines at <https://mvff.us/tightlines/> beginning with the August 2021 issue.

The Mentoring Committee

# Centerville High School Fly Fishing Classes

I have started up the Centerville High School Fly Fishing Classes again this year after the Covid cancellation in 2020. So far I have held two classes. The first was on equipment and the second I called an audible and instead of more classroom info, we went outside and started practicing our casting. Couldn't resist on a 60-degree day in December!

My rough outline for 2022 is to do 2-3 more classrooms in January to set up for fly tying in February - March. I could use some help! We will be tying 4 -5 flies. Hopefully, 2 per class, so 3 classes. Mr. Erwin, the teacher for the Environmental Management Class that I am working with, is also hoping to do a river trip where the class evaluates the bugs found in the Little Miami. He's hoping we can tie something that they find. So that might be an early April class. We have all the fly tying gear and thread from the last classes, but I could use some help organizing and obtaining the materials for the flies we settle on.

After that, we will get out to practice our casting when the weather is permitting, so likely in April - May. We will wrap up with one or two outings somewhere to fish. Any suggestions of where we can get 20 kids fishing with a good chance of catching something would be appreciated! There are 20 students in the class so 4 -5 volunteers to assist per class/outing will work.

If anyone is interested in helping out, please let me know your availability as I want to start working on dates ASAP.

Class starts at 12:50 and we try and wrap up at 2:30 to avoid the traffic rush when school lets out at 3:00. I'll schedule days of the week based on volunteer availability.

Thanks everyone.

Bill DeShurko

C: 937.689.1140

email: [bill.deshurko@gmail.com](mailto:bill.deshurko@gmail.com)



## Yellowstone 2022 Trip

The time is upon us to plan the next trip to Yellowstone.

We will be going July 31st to August 6th this year.

Once again we will be staying at Camp Buffalo Bill outside Cody, Wyoming.

The cost is \$800.00 this year with a one-time \$20.00 fee if you need shuttled to and from the airport. A \$400.00 nonrefundable deposit will secure your spot. I need this deposit soon to hold spots as they will not hold spots until the deposit is paid this year.



Three meals a day, boy scout cabins, shower houses, and transportation to and from the rivers each day are included. Laundry facilities are on the grounds. You will need to supply bedding, fishing gear, and transportation to and from Cody, Wyoming.

There are several nice fly shops in Cody if you need flies or gear. Also, if you are interested in a private guide or float the shops can accommodate you.

Contact me at [edrconstruction@yahoo.com](mailto:edrconstruction@yahoo.com) or 937-215-2046 with questions or interest.

~ Eric Rice



# Notes

## January 2022

There was a time when even kings and queens ate with wooden spoons. Beginnings of new adventures so often start with an unknown, the future in time shrouded in mist of uncertainty that portends to incite flight or fear, yet if the first step proves less than quicksand we are all in. Reading individual accounts of fly-fishing adventures we note that there is a draw to accomplish a primal need for outsmarting another creature for dominance if not sustenance all in the quiet and beauty of nature. So returning that colorful swimmer for another season easily adds to our appreciation of his existence and the water he swims in. The Pro Bass tour came to Watts Barr Lake where the TVA dammed the Tennessee River in the 1930's covering Rhea Springs and creating under water structure attracting the best bass, crappie, and even channel cats. Setting canoes on the water, we endured the waves of bass boats gunning from one fishing hole to the next while catching our share one jig at a time, one beautiful creature at a time.

The MVFF library is full of stories that tell of a fly that is certain to catch certain trout on certain waters with a certain cast in that one uncertain eddy or ripple. And that is the one certain stepping stone to success, the success of those who have come before us who have been willing to put their adventures to script and

publication. Izaak Walton's *The Complete Angler* was first published in 1654, but was by no means the first such fishing guide, *nor the soundest*. Those who have read *The Complete Angler* know that Mr. Walton was not unwilling to suggest using nightlines and **worms** to catch trout. *The Art of Angling*, written by Barker was made available to public readers in 1651. But we glean from each and every adventure a new truth, a new method, a new perspective and fish on. We look to more modern scribes, equipment, and methods with renewed understanding (and silver spoons?).

Reads we share:

*Largemouth Bass*...Bill Dance  
*Fishing Texas*...Russell Tinsley  
*Flyfisher's Guide to New Mexico*...Van Beacham  
*Fly Patterns of North New Mexico*...Karen Denison  
*On the Lite Side: Another Lousy Day in Paradise*, et.al. ...  
John Gierach

CDs to go:

*The Unfair Tie*...Paul Van Reenan  
*Guide Patterns for Smallmouth Bass*...Jerry Dukes  
*Lunker Smallmouth on the Fly*...John Johnson  
*Panfish & Bass*...Larry Dahlberg

Check them out. J.W.

---

## *Tips & Tricks of Fly Fishing* - by Lefty Kreh (a review by Jeff Warden)

(Garcia Sports Library; Fishing Library 8917)

<https://dealoz.com/prod?asin=B0007H3DD2&query=fly%20fishing%20tips%20%26%20tricks%20by%20lefty%20kreh>

\$14.25 with S&H

I managed to pick this up in one of the big book sales in early November. This Garcia Sports Library book originally sold for \$1.00. The copyright is from 1968.

If you can find a copy, you too may be impressed with Lefty's *Tips & Tricks* and might pick up something new from the book – I did. The mini book is a very quick read with only 64 pages. It doesn't have an index, but covers a lot of good information, especially for beginners – rigging, stretching the fly line, carrying your fly rod, spooling line, knots, and more.

It talks briefly about how and why to sharpen your hook into a chisel point to ensure you hook that fish when you set the hook. Did you know you could use an old toothbrush to clean your guides? Did you know you could restore some of your flies to their former shape by steaming them – grab the book and find out how.

There is a tip/trick for storing your leader on your reel to make it much easier to find and grab the end when you are ready to use it the next time. There is another one for threading leader into the eye of a hook without buying one of those tools with the magnet and v-channel to guide the leader – read the book to find out how to use what you have (no glasses needed either.) There is one for removing grass (I assume it would work for a leaf too) from the fly without having to bring the fly to you. He also gives you some tips on what makes a dry fly and a popper better than others and what to look for when purchasing poppers. Lefty suggests that you not try to learn everything in the book at once, but pick a few suggestions and work on learning them before going on to more. This could be well applied to any books or videos.

# January Fly of the Month

## Schmidt's Articulated Marabou Spey Fly

This pattern was originated by Ray Schmidt

Instructions and photo by Bob Cain



### Recipe

Thread .....	Black Ultra Thread 140 or 6/0
Trailer hook .....	Tiemco 105 or equivalent (Dai-Riki 155 or Cabela's Model 26) size 6.
Main body hook ....	Diiachi 2151 (or equivalent), size 2
Trailer hook body ..	Blood quill marabou to match main hook body color, palmered up the shank to the hook eye
Beads .....	Three or four 4 mm ruby red plastic beads
Connector .....	20/25 lb. mono leader with the red 4 mm plastic beads
Flare Bump .....	Red Estaz, preferably dark red
Main Body .....	Blood quill marabou, color of choice, palmered up the hook shank to the eye
Flash .....	Four to 6 sprigs of Krystal Flash or Flashabou to contrast body color. It is best to always include some red.
Collar .....	Palmered schlappen in a color to enhance the main body color

1. On the trailer hook, tie in the thread behind the hook eye and wrap it down the shank to over the hook point.
2. Tie in a marabou feather over the hook point by its tip and tightly palmer wrap it forward to just behind hook eye. Stroke the marabou fibers back toward hook bend while wrapping toward the hook eye, taking care to not tangle the fibers of the marabou. Tie it off, trim the excess marabou and wrap the thread to form a small head. Whip finish and add a drop of head cement or super glue to secure the thread. Set aside until needed.
3. On the main body hook, tie in the thread behind the hook eye, wrap it halfway down the hook shank toward the hook bend and let the thread hang.
4. Cut a 6 or 7 inch length of 20/25 lb. mono leader. Thread the mono through the trailer hook eye and then thread both ends of the mono through three or four 4 mm ruby red plastic beads.
5. At the point on the hook shank where the thread is hanging, position the mono beside the hook shank to lash the mono with (the trailer hook and beads) to the main body hook shank. Make sure the point of the trailer hook is facing up (on the opposite side from the point of the main hook). Also, leave a little extra space (equivalent to spacing for 1-2 beads) at the loop end of the mono so the trailer hook can swing freely above and behind the bend of the main body hook. When the mono and trailer hook are properly positioned, tightly wrap the thread toward the hook eye (approximately 1/4 inch) to secure the mono. Then fold each of the tag ends of the mono back along the hook shank (one at a time and with one on each side of the hook shank) and make enough thread wraps after each fold to hold them along the hook shank so both of the tag ends of the mono extend back under the beads toward the hook bend. Clip the tag ends of the mono off under the 2nd bead so the remaining tag ends help to support and lift the beads and trailer hook. This adds to the action and hooking potential of the fly. After making sure the mono, beads and trailer hook are properly positioned, firmly wrap the thread forward over the mono toward the hook eye to the fold-back point and then

back to the mono tie-in point and let the thread hang.

6. Tie one end of the red Estaz to the main hook shank at the tie-in point of the mono (at the thread wraps just in front of the red beads). Now place some head cement or super glue on the thread wraps over the mono and wrap the Estaz forward over the glue for 3 or 4 wraps up the hook shank toward the hook eye. The glue will strengthen the lashing of the trailer hook to the main body hook and the Estaz over the mono lashing creates a flare bump which simulates the gills of a baitfish. Tie off the Estaz and trim any excess. Make 1 or 2 more thread wraps to secure the Estaz and let the thread hang.
7. On the hook shank at the tie-off point for the Estaz, tie in the main body marabou feather by the tip and then tightly palmer wrap the marabou up the shank to just behind the hook eye. Stroke the marabou fibers back toward the hook bend while wrapping, taking care to not tangle the fibers of the marabou. Leave room behind the hook eye to add the collar and to form a head with the thread. Tie off the marabou and clip the excess.
8. At the marabou tie-off point just behind the hook eye, tie in 4-6 sprigs of Krystal Flash or Flashabou to contrast with the main body color. It is best to always include some red flash. The length of the flash should extend all the way back over the fly to the end of the marabou on the trailer hook. If needed, trim the flash to the correct length.
9. At the same point as the tie-in for the flash, tie in a schlappen hackle feather (with the shiny side toward the hook eye) just behind the hook eye. Before tying it in, prepare the feather by stripping the fibers off the bottom side of the feather. Then, tie it in by the tip, and wrap the feather around hook shank at least 2-3 times to form a good collar, tie it off and remove the excess. Wrap the thread over the front edge of the wrapped feather a few times to hold the fibers back to form a good collar, then form a head with the thread and whip finish. Add head cement or super glue to the head to help secure the thread and improve durability.

## 2022 Dues Reminder

Please be aware that it is time to pay your 2022 dues. Your dues must be paid by the end of February in order to retain active member status. Dues can be paid at club meetings, online through our PayPal account (see website) or by check, made out to "MVFF", and sent to our PO box.

We also have several memberships that were donated by other members of the club that can be extended to those who may be struggling with making their annual dues payment. Please talk to one of the board members should you or someone you know be in need of this benefit.

### 2021 MVFF RAFFLE – DECEMBER WINNERS

PELICAN QUEST 100X ANGLER SIT-IN KAYAK - Won by Nathan Via

REMINGTON PATH FLY FISHING OUTFIT, 9 FT/8 WT - Won by Bob Zitney

\$100 GIFT CARD TO MAD RIVER OUTFITTERS - Won by J.D. Dukes

\$50 GIFT CARD TO MAD RIVER OUTFITTERS - Won by Cindy Davis

\$25.00 GIFT CARD TO MAD RIVER OUTFITTERS - Won by Mike Wolford

It's been a pleasure to provide members of this outstanding club with monthly raffle prizes for the past 3 years. Special thanks to Lew Hofmann, who, beginning with the New Year 2022, takes over the raffle responsibilities. I look forward to purchasing raffle tickets of my own and possibly winning a terrific item or two. Happy New Year friends!

~ Jana Champ

## Did You See the Michigan Trip Photos

A great trip. See the story in the [November Tightlines](#) and check out the photos from this trip - [https://www.facebook.com/MiamiValleyFlyFishers/photos/?ref=page\\_internal](https://www.facebook.com/MiamiValleyFlyFishers/photos/?ref=page_internal)



## Website Updates

Several documents have been added to the website.

Mentor-Mentee Action Plan

Working With Youth

MVFF Website Tips

They can be found at <https://mvff.us/reference-articles/> in the Club Documents section.

## Presentation on Website

Susan Thrasher, our November speaker, provided us this copy of her presentation slides to enjoy. Here's the link to the presentation – <https://mvff.us/fishing-the-caney-fork-river-3/>

Check out her website at <http://southernbrookies.com>.

## Browser Fix for Apple Users

If you are a Safari user, recent updates may be causing problems in displaying the embedded Google calendar on our Home page and Calendar page.

To fix this on your computer – go to Safari > Preferences > Privacy and uncheck **Prevent cross-site tracking**.

On your iPhone and/or iPad – go to Settings > Safari > scroll down to PRIVACY AND SECURITY and turn off **Prevent Cross-Site Tracking**.

## Save the Dates

### 2022 BUFF Show

The 2022 Buckeye United Fly Fishers Greater Cincinnati Fly Fishing show will be held February 5th. Last year they held a "virtual Zoom show", but 2022 sees the return to a live show. It will be held at the Oasis Conference Center, 902 Loveland-Miamiville Rd, Loveland, OH 45140.

<http://www.buckeyeflyfishers.com/buffsql/index.asp>

**HELP:** we need three tyers for the BUFF show for the 1:30 to 4:00 time slot, and one for the 8:30 -11:00 time slot. Contact JD Dukes at [sailing63@aol.com](mailto:sailing63@aol.com).

## Adventure Summit

The Adventure Summit returns on February 12<sup>th</sup>.

For more information about The Adventure Summit visit: <http://theadventuresummit.com/>

# Project Healing Waters Fly Fishing



## Meet the Winners

The 13th Annual PHWFF Fly Rod Building Competition is completed. These competitions are focused on expanding the therapeutic experience for PHWFF disabled veterans by giving them the opportunity to showcase their fly tying and rod building skills and creativity in a fun contest. Follow the link below to see the outstanding submissions . . . <https://projecthealingwaters.org/announcements/meet-the-category-3-winners-advanced-fly-rods/>

We hope to step up MVFF's PHWFF activities in 2022 - so stay tuned for upcoming announcements.



## FFI Learning Center

FFI has made strides to grow the fly fishing community through the launch of a dynamic new Fly Fishers International website, including the revamped FFI Learning Center, accessible to anyone with a passion for the sport. This modern new website is easier to navigate and highlights FFI's strength in fly fishing education with an incredible repository of videos, articles, and manuals on casting, fly tying, conservation, and fly fishing skills.

<https://www.flyfishersinternational.org/Learn/Learning-Center-Resources>

## Mad River Drift

Here is a link to the archive of the TU Madmen Chapter newsletter. When you open the link it gives you access to the current and previous newsletters. You can also subscribe here.

<https://us20.campaign-archive.com/home/?u=8049cc4f0cf9c67bcac699302&id=e41b50e209>

## The MVFF Flybrary

The "Flybrary" is a way members can share with each other the flies they use to catch fish. Learn more at <https://mvff.us/wp-content/uploads/2020/08/MVFF-Flybrary-Project.pdf>.

MVFF Flybrary Card  
Attach Fly Here  
Fly Name: \_\_\_\_\_  
Hook Size: \_\_\_\_\_  
Fly Type:  Dry  Wet  Nymph  
 Streamer  Terrestrial  
Fish Species: \_\_\_\_\_  
Location used: \_\_\_\_\_  
Donated by: \_\_\_\_\_



OHIO DEPARTMENT  
OF NATURAL  
RESOURCES

## Find All Fishing Reports

Fishing reports are broken down by region – Lake Erie, central, northeast, northwest, southeast, and southwest – all of which can be found online.

<https://ohiodnr.gov/wps/portal/gov/odnr/buy-and-apply/hunting-fishing-boating/fishing-resources/fishing-reports->

## DOW eNewsletter

Subscribe to the Ohio DNR Division of Wildlife eNewsletter by filling out the form below. Once submitted, check your email to confirm your subscription.

<https://go.ohiodnr.gov/downnewsletter>

## Mobile App

HuntFish OH is a mobile path for Ohio's hunters, anglers and shooters to licensing, game check, regulations, and communication with the Ohio Division of Wildlife.



<https://ohiodnr.gov/wps/portal/gov/odnr/buy-and-apply/hunting-fishing-boating/hunting-resources/huntfishoh-mobile-app>

## Backyard Wildlife Documents

Some nice resources to check out . . .

<https://ohiodnr.gov/wps/portal/gov/odnr/discover-and-learn/safety-conservation/about-ODNR/wildlife/documents-publications/backyard-wildlife-documents>



# MVFF

Miami Valley Fly Fishers Inc., established in 1975 and re-organized in 2016 as a 501(c)(3) tax exempt organization, is a non-profit organization dedicated to the improvement and preservation of fly fishing in Ohio. Our goal is cleaner water and brighter streams.

## MVFF Board

### President

Phil Ritter  
(410) 858-0440  
[ritter\\_phil@yahoo.com](mailto:ritter_phil@yahoo.com)

### Vice President

John Warner  
(937) 545-9846  
[johnbwarner@aol.com](mailto:johnbwarner@aol.com)

### Secretary

Cynthia Davis  
[cfields3051@icloud.com](mailto:cfields3051@icloud.com)

### Treasurer

Walt Konek  
(937) 305-4618  
[konekwalt@gmail.com](mailto:konekwalt@gmail.com)

### Tightlines Editor

Tom Arnold  
[tarnoldjr@me.com](mailto:tarnoldjr@me.com)

### Website

[mvff.us](http://mvff.us)

Clipart courtesy of the artist,

Dave Whitlock  
[davewhitlock.com](http://davewhitlock.com)



P.O. Box 151  
Wright Brothers Station  
Dayton, Ohio 45409

## CALENDAR

Check the [MVFF Calendar](#) page or our Facebook Events page for updates & details

<https://www.facebook.com/MiamiValleyFlyFishers/>

Remember, you can find many photos of MVFF happenings on our [Facebook](#) page.

<https://www.facebook.com/pg/MiamiValleyFlyFishers/photos/>

## Beginners Tying Class

Beginner fly tying classes will begin January 7th. Eric Rice and JD Dukes will be team teaching this year. We will meet Fridays in January and February from 7:00 to 8:30 p.m. at Rona Community Church in Fairborn. There will be eight sessions where we will tie two flies per session. No experience necessary as we teach you the basics so that you can build upon the foundation you learn in class to tie ever more difficult flies.

There are still a few openings available! If you are interested email JD as soon as possible at [sailing63@aol.com](mailto:sailing63@aol.com).

Dear friends,


I want to thank all of you for the honor and privilege of serving as your club secretary for the last several years. I truly enjoyed the experience and all the things we did together to support and grow membership within this wonderful club. It is amazing to see so many of our newer members become actively involved in our club activities and services, and I am grateful to our long-time members for making the new folks feel so welcome - this doesn't always happen.

I am pleased to have Cindy taking over as Secretary, and know that she will bring so much to the position. This new Board will do a great job leading us, and we have a lot to look forward to in 2022.

Thank you again for your support. I appreciate each and every one of you!

~ Karen Via

## Dues!



It could not be easier. Just pay using our PayPal portal. Either pay with your PayPal account or by credit or debit card as a guest. Click the Pay Now button on our Home page . . . <https://mvff.us>

## Support Our Local Shops & Those Who Support MVFF

Fisherman's Headquarters  
142 S. Keowee St.  
Dayton, Ohio 45402  
937.222.2224  
[fishermanshq.net](http://fishermanshq.net)

ReelFlyRod.com  
1908 N Lakeman Dr.  
Bellbrook, OH 45305  
855.434.8472  
[ReelFlyRod.com](http://ReelFlyRod.com)

Mad River Outfitters  
813 Bethel Rd.  
Columbus, Ohio 43214  
614.451.0363  
[madriverroutfitters.com](http://madriverroutfitters.com)

SmithFly  
124 N. Main St.  
Piqua, Ohio 45356  
937.335.7400  
[smithfly.net](http://smithfly.net)

Great Miami Outfitters  
Cross Pointe Shopping Center  
101 E. Alex Bell Rd. #140  
Centerville, Ohio 45459  
937.938.5009  
[greatmiamioutfitters.com](http://greatmiamioutfitters.com)



The Miami Valley Fly Fishers, Inc. is an active Affiliate Club of Fly Fishers International, an international club promoting the benefits of fly fishing and conservation