

TIGHTLINES

The Monthly Newsletter of the Miami Valley Fly Fishers



September Meeting

Our next meeting is September 12th.

Dayton FOP Lodge / Casting Pond
4275 Powell Road
(Directions on Website)

Meal Price - \$15.00

The fun starts at 5:30 p.m.

Dinner reservations are required. There are no standing reservations - those reservations from the indoor season have been deleted. Also, you will have to choose steak or chicken so we know how much to order.

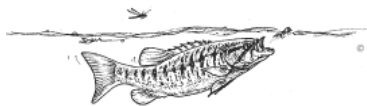
So please make your reservation at
<https://mvff.us/reservation/>
by 9:00 p.m. on September 8th

Raffle Winners

Here are the lucky winners from August's raffle

- TFO NXT 8 weight, 9 foot outfit with reel, line, and backing: Elizabeth Ordeman
- Simms Gore-Tex Sombrero and Sims Solarflex Gloves: John Young
- Complete Fly Tying Set for NearNuff Sculpin and NearNuff Crayfish with Instructional DVD: Rick Ordeman
- 2 Bottles of Federalist Red Wine, Assorted Cheese and Crackers: Greg Ogdan
- Mystery Box (Sage/Stanley Thermos and 5 Tan Size 16 Elk Hair Caddis Flies): Greg Ogdan

See you in September!
~ Lew Hofmann



President's Thoughts ...

I hope that you all had a great July. I am sorry that I was not able to attend the last meeting, work had other plans for me unfortunately. I want to give a special thanks to John Warner for standing in for me in my absence.



Time sure is flying by. Summer is rounding third and heading home. We are on our way to fall already. With that being said, the fall provides some of the best fishing of the year. It is the by far the prettiest time to be out on the water and with the heat of the summer gone, it is also a lot more comfortable as well. Time to start tying up your favorite patterns and fill those boxes. Others will be getting ready for the annual trip to Michigan for the salmon run. I myself, find this to be the best trip I take all year. I love it up there. Michigan is amazing, all except their sports that is. Only one more month of summer left, you all better get out and make the most of it.

This meeting we will have the long cast competition, a favorite of many and a nemesis for many more. So dust off those rods and start practicing in the back yard or at your local pond. I will look forward to casting against you all. Until then, as always, Tight Lines.

Phillip Ritter
MVFF 2022 President

RSVP Reminder / Meal Cost

Please remember to make your dinner reservation and select your dinner choice. There are no standing reservations. Those from the indoor meetings have been deleted. You need to make a reservation each month.

If you submit your reservation after the deadline (September 8th at 9:00 p.m.) you will not be on the meal list.

Meal cost is \$15.00

More AEP land purchased by ODNR

Ohio's Largest Wildlife Area Grows by 6,898 Acres

The Ohio Department of Natural Resources (ODNR) Division of Wildlife recently announced the purchase of an additional 6,898 acres at Appalachian Hills Wildlife Area in southeast Ohio. The acquisition brings the total acreage of Ohio's largest wildlife area to 54,525 acres of public land for hunting, fishing, trapping, birding, and outdoor recreation.

"The latest addition to Appalachian Hills Wildlife Area adds vibrant lands to an area already well known for fabulous hunting and fishing," Division of Wildlife Chief Kendra Wecker said. "We are proud to expand outdoor recreation opportunities for all Ohioans and protect wildlife habitats. Thank you to Ohio's sportsmen and women who came together to promote and support this purchase."

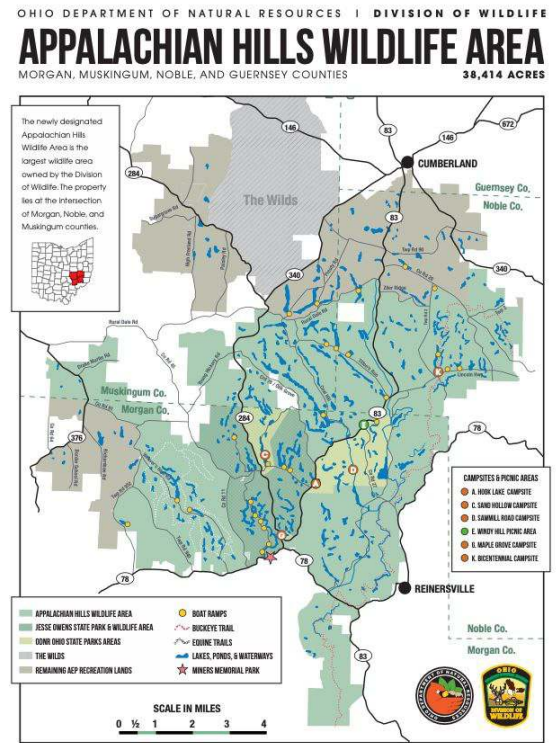
The Appalachian Hills Wildlife Area was purchased from American Electric Power from 2018 - 2021.

Read more about it here and get a map of the area as well.

<https://ohiodnr.gov/discover-and-learn/safety-conservation/about-ODNR/news/Largest-Wildlife-Area-Grows>

<https://ohiodnr.gov/go-and-do/plan-a-visit/find-a-property/appalachian-hills-wildlife-area#:~:text=Appalachian%20Hills%20Wildlife%20Area%20was,second%20or%20third%20growth%20timber.>

<https://ohiodnr.gov/static/documents/wildlife/wildlife-area-maps/appalachianhills.pdf>



Mentoring Committee

The Mentoring Committee is very energized and dedicated to the success of the Mentoring Program. Our hope and goal is that this will become a successful program and help lead to sustainment of the club and fly fishing in general.

The MVFF Mentoring Committee and mailbox (mvffmentor@gmail.com) was stood up roughly a year ago in July 2021. Shortly thereafter, the Mentor and Mentee sign-up pages went live on the club website.

Since that time the committee has put together resources for both Mentors and Mentees which can be accessed from the Members Only page in the "Mentoring" section. These resources include the Mentoring Handbook and other items to help both the Mentor and Mentee succeed in their endeavors. In the past year we have had only three people sign up as a Mentee and they were each paired up with a Mentor. Mentor training was put together and the first training class was conducted in April 2022 with four out of 6 Mentors being able to attend.

Anyone wishing to take the Mentor Training should contact Shawn Johnson (or mvffmentor@gmail.com) so the next training date can be organized. Shawn's contact information can be found in the "Contacts" and "Members" pages of the club web site.

If anyone has any ideas or would like to help with a Mentoring event, please contact us at mvffmentor@gmail.com. One idea we have been thinking about is an event with several stations with a "rod owner/coach" at each station having fly rods displayed from possibly 1 WT up to 10 or 12 WT. In this event participants would be given an opportunity to cast a rod of a weight they would like to try and see what it is like to cast. This might be a great opportunity for people to try out a particular weight rod before purchasing. If nothing else, it would give people an opportunity to cast a different weight rod that they might not already own. We might set up a timer and after a set time have everyone rotate through the stations. If we had 12 stations and allowed 5 minutes to cast at each station, it would take 1 hour to get through all the stations/rods.

We encourage everyone to check out the "Mentoring" section of the MVFF Members Only portion of the MVFF website (www.mvff.us) and sign up as either a Mentor or Mentee. Although our primary focus has been on new members, anyone in the club is more than welcome to sign up as a Mentee. Everyone can help Mentor by welcoming new members into the MVFF family and by helping to promote fly fishing.

Sincerely,

The Mentoring Committee

September Fly of the Month

Polar Shrimp

Fly by John Young

Instructions edited by Bill "Woody" Woodward

Photography by Bob Cain



Recipe

Hook..... Heavy Salmon type (Mustad 3906 or 36890), size 2-6
Thread..... Black 6/0
Weight (optional)..Lead wire, .020 or .025
Tail..... Red hackle fibers
Body..... FL Orange or Yellow chenille
Legs..... Red or Orange hackle fibers
Wing.....White Bucktail or calf tail
Head.....Thread

1. Place the hook in the vise and tie in the thread about 1/4 hook shank behind the hook eye, then wrap a thread base back to the bend of the hook. Wrap the thread forward to behind the hook eye.
2. (Optional) If using lead wire, make 8-10 wraps on the front half of hook shank, leaving enough room behind the hook eye for the wing, legs and thread head. Wrap a thread dam in front of the wire and at the back of the wire, then cover the lead wire with thread, making a smooth transition on both ends. Wrap the thread back to the bend.
3. Select a bundle of hackle fibers about 1 1/2 times the thickness of the hook shank. Even the fiber tips and tie the bundle in as a tail at the hook bend. Keep the tail on top of the hook shank. **The tail should be the length of the hook gap.** Trim off any excess fiber butts.
4. Cut a 4"-5" piece of chenille, strip one end down to the core,

and tie it in by the stripped end at the same place you tied in the tail. Wrap the chenille forward up the hook shank in tight touching turns to a point about 1/4" behind the hook eye and tie it off. Remove any excess chenille.

5. Select a bundle of hackle fibers about twice the thickness of the hook shank and tie them in **under** the hook shank at the front of the chenille body as legs. **These fiber legs should be about 1/2 the hook shank in length.** Remove any excess fiber butts.
6. Cut, clean, and stack a small bundle of white bucktail about 1/2 the thickness of the fly body. Tie the bundle in on top of the hook shank using tight thread wraps right against the front of the chenille body. Trim off the butts at an angle behind the hook eye and cover them with thread.
7. Form a neat thread head, whip finish, and cut the thread. Coat the head with head cement or *Hard as Nails* polish.

Creel Submission

Have you tried the *Creel Submission* page (<https://mvff.us/species-caught/>)? It is in the Member Area menu. We developed this page for members to easily submit their catch info in a way that would make it easy to gather and tabulate the information and report to members periodically.



So give it a try. Just submit information on your catches for each day of fishing. You will be prompted to make a new entry upon submission which will take you to a new blank form - you would do this if you had multiple species that day (a separate submission is to be made for each species).

By making a creel submission you are giving permission to share information with fellow club members. (Email addresses will not be shared or published in *Tightlines*.)



Speaker Sneak Peek

Our October 10th speaker will be Josh McQueen. He will speak about fishing for smallmouth on Lake Erie. Josh Grew up chasing smallmouth bass on the Kokosing River. Fishing Lake Erie at 11 for the first time left him hooked. He has been fly fishing since age 14 and his passion for fish on the fly has never stopped growing. At 24, Josh began guiding and teaching fly fishing and has been guiding now ever since. His jet boat and raft can get you into places where you will see more bald eagles than anglers!

~ John Young

Casting Competition News!

It's the distance casting event next.

Test out your casting skills by taking part in our casting competition. The only thing required to participate in the casting events is for you to show up. You don't even have to own a fly rod. There is no age requirement or limit, no height requirement, and no previous casting experience is needed. Regardless of skill level, everyone is welcome!

Casting Competition Cut-Off Time

Casting competition will only be from 5:30 p.m. to 7:00 p.m. No casting will be allowed after 7:00 p.m. The cut-off time will help ensure we are not holding up the meeting with scoring, etc., and give us somewhat of a chance to grab some dinner. So come on over and cast early! **NOTE:** If no one is casting, at the discretion of the judges, we might close as early as 6:30 p.m.

September Casting Competition

This month is the Distance Competition: (using the average of several casts with a club 7 weight rod). Five attempts with the 7 weight to cast as far as you can. Tip: While there are no rules about how many false casts you can make, the fewer you make, the better your results will be. And don't rush the cast - give the rod time to load.

Casting Competition Divisions are as follows:

First Flight: Those that have never won a casting event and all new casters.

Seniors: Casters who have previously won a First Flight casting event or former winners of the First Flight casting division.

Masters: Former winners of the Seniors casting division.



Scoring: Judges will make the final ruling on all scores/distances.

At the end of the outdoor season, overall winners of each division will be determined by averaging scores of all events entered. Whoever has the highest score total in their division will be awarded a trophy at the December awards banquet. Even if you don't win an event, you could still be the overall winner of your division (it's happened before!). So come on over and cast.

Remember - although we do keep score and everyone would like to win, the real point of doing this (other than to just have a good time) is to improve our casting abilities.

Good Luck!

Bob Zitney




August Casting Results

The Roll Cast casting winners were:

First Flight	Allen Berg
Seniors	Sam Hudak
Masters	Mike Wolford

The Bass Bug casting winners were:

First Flight	Kelly Kingery
Seniors	Ken Davy
Masters	John Raisbeck



Mid-Week Fly Fishing 2022

Ken Davy has once again put together a list of fishing spots and a schedule from March - October. Ken has also included info on the fishing potential of these waters and suggested flies. There are links to a map for each location.

These events are on the club Calendar page of our website and Facebook page as well (Events).

Lots of fishing spots and links to maps here. Go on the scheduled date and you can meet up with fellow members. Or just check out some of these places when you choose. We're hoping to get even better turnout this year.

They start at 4:30 p.m. If you have specific questions about events contact Ken at tigr75@gmail.com.

Location	Date	Special Considerations	Map	Fishing Info
Possum Creek Ponds	3/10/2022		https://goo.gl/maps/dBKmawZhb3aHFwDR6	Fishing for stocked trout and early season crappies.
Madison Lakes	4/7/2022		https://goo.gl/maps/Uk4eVcLPQL9QdXuN9	Fishing for early season bass, and bluegills. Olive Woolly Buggers and Zoo Cougars for the bass.
Deer Meadow Park	4/14/2022		https://goo.gl/maps/CquLXGskM7Ug1766	Fishing for early season bass, and big bluegills.
Lofino Park	4/20/2022		https://goo.gl/maps/nfzb6JGFax84Nejs6	Fishing for early season bass, crappies and bluegills. Olive Woolly Buggers, Zoo Cougars, and Muddlers for the bass, both LMB and SMB. Green Wienies or tiny streamers for the Crappies. Popper and dropper for the bluegills. (Or, if you're Shawn, a sponge spider and a Higgs's SOS.)
Delco Park	4/26/2022		https://goo.gl/maps/pgKZCeQVD5wcU2Mo6	Tiny streamers or mayfly nymphs for the crappies. Foam beetles or beadhead nymphs for bluegills. Bushy marabou streamers or crawdad imitations for the bass.
Old Reid Park	5/3/2022	Kayaks	https://goo.gl/maps/1a2maUVWYdG5GRVT7	Fishing for early season bass, crappies and bluegills.
Arthur Fisher Park	5/12/2022		https://goo.gl/maps/X45ziJDf6FYLZvb36	Fishing for early season bass, and bluegills. Olive Woolly Buggers, or Muddlers for the bass, poppers or foam beetles for the bluegills. Cast about 5 feet from shore for gills, up to 10 feet for the bass.
Lakengren Lake and ponds	5/18/2022	Waders	https://goo.gl/maps/7XwZngWYLRJaRiFTA	Not sure about any of these waters, but we're in on a pass from Todd Alexander. He says the best fly fishing is in Thor Lake or Valhalla Lake.
Wellfield Park	5/24/2022		https://goo.gl/maps/No37irseev1Z49o68	Plenty of fish here! LMB, SMB, bluegills, crappies and big carp.
Possum Creek - Argonne Lake	6/2/2022	Kayaks	https://goo.gl/maps/dBKmawZhb3aHFwDR6	Kayak opportunity! Bass tanking up for spawning and bluegills on their beds. Topwater heaven!
Miami View Park	6/8/2022		https://goo.gl/maps/to6oZip9aqVDi3uM8	There are bass here but you need to get down to them.
Deer Meadow Park	6/14/2022		https://goo.gl/maps/CquLXGskM7Ug1766	Bluegills and crappie, the bass should be in pre-spawn binge and building nests. Easy to catch but make sure you are gentle and release them.
Centennial Park	6/23/2022		https://goo.gl/maps/m1pKZUFchPMFPaL7	Small pond, bluegills at least, not sure what else.
Lofino Park	6/29/2022		https://goo.gl/maps/nfzb6JGFax84Nejs6	Fishing for early season bass, crappies and bluegills. Olive Woolly Buggers, Zoo Cougars, and Muddlers for the bass, both LMB and SMB. Green Wienies or tiny streamers for the Crappies. Popper and dropper for the bluegills. (Or, if you're Shawn, a sponge spider and a Higgs's SOS.)
North Park	7/5/2022	Boats, Kayaks	https://goo.gl/maps/JDUzia3Z85zSAmxy7	This one is primarily for the kayak and boat crowd. The bank fishing here is very tough. Boats are allowed but these ponds are very narrow and shallow, so you'll want to stay with the trolling motor. I have fished here a little, but I have not been able to discern any patterns as of yet.
Oak Grove Park	7/14/2022		https://goo.gl/maps/iBV9FWjR2wJTrXsR6	Fish quartering out from shore with poppers or foam bugs for big bluegills, or with Clousers, Buggers, or Zoo Cougars for bass. Some big bass in here. What to do for crappies is anybody's guess.
Eastwood - Blue Lake	7/20/2022	kayaks	https://goo.gl/maps/MTXa83CSXJVvnUAs6	Deep with steep sides, but plenty of wood cover all around with bass hiding and cruising under it.
Carriage Hill	7/26/2022		https://goo.gl/maps/ooWMe8eXMT5TnTYV9	Not sure how this one will fish in July.
Wellfield Park	8/4/2022		https://goo.gl/maps/No37irseev1Z49o68	Plenty of fish here! LMB, SMB, bluegills, crappies and big carp.
Dr. Bowers Lake	8/10/2022	Kayaks (Long portage)	https://goo.gl/maps/8eYhxiTvezGdNjiz5	Go to the kayak and fish the edges up under the trees.
Oak Grove Park	8/16/2022		https://goo.gl/maps/iBV9FWjR2wJTrXsR6	Fish quartering out from shore with poppers or foam bugs for big bluegills, or with Clousers, Buggers, or Zoo Cougars for bass. Some big bass in here. What to do for crappies is anybody's guess.
Lofino Park	8/25/2022		https://goo.gl/maps/nfzb6JGFax84Nejs6	Concentrate on bluegills in the shade, and bass along the bottom, low and slow.
Rip Rap Road Park	9/1/2022	Wading, Kayaks (long portage)	https://goo.gl/maps/79oLpdMUDLkNvGWQA	Bring your waders and/or your kayaks! This one is on the Great Miami River in September, meaning the Fall bit should be under way! Kayakers, bring your portage wheels because it's about 300 yards from the parking lot to the river.
Arthur Fisher Park	9/7/2022		https://goo.gl/maps/X45ziJDf6FYLZvb36	One last shot at Fisher Park. Olive Woolly Buggers, or Muddlers for the bass, poppers or foam beetles for the bluegills. Cast about 5 feet from shore for gills, up to 10 feet for the bass.
Rosewood Park	9/13/2022		https://goo.gl/maps/D8UQYWmoxhcDGMRA	There are big bluegills here. When they decide to hit, they do not waste any time!
Eastwood Lake	9/22/2022	Boats, Kayaks	https://goo.gl/maps/hchrBeZyrd6SqYgb9	Another kayak day! I plan to launch from the landing nearest Harshman Road. Fishing at the inlet pipe is much easier from a boat or kayak. Let's pile up some species this day! LMB, SMB, White bass, crappies, bluegills, perch and saugeye are all there for the catching.
Carriage Hill	9/28/2022	Kayaks	https://goo.gl/maps/ooWMe8eXMT5TnTYV9	Carriage Hill comes into its own in the late season.
Carriage Hill	10/13/2022	Kayaks	https://goo.gl/maps/ooWMe8eXMT5TnTYV9	As I said, Carriage Hill comes into its own in the late season. So much so, that I think it's worth one last shot.

Website Updates

A few changes have been made recently. The Mentoring page, which had been private (requiring login), is now publicly available. The Mentee and Mentor signup pages, accessible from the Mentoring page, do require you to login.

Don't know whether you have noticed but we've made some behind the scenes changes that have improved the speed of the site considerably including optimization of images and other media as well as improved caching. Pages load much more quickly.

~ Tom Arnold

New Ideas On How To Break A Fly Rod

- Not having someone hold the door open when you walk in/out with an assembled rod.
- Trip and fall forward walking to the stream with the tip hitting the ground in front of you (always carry it backwards).
- Lay your rod on the ground.
- Lift that rod high when landing fish instead of moving it back.
- Reach up and pull the tip down hard to untangle the leader at the tip top.
- Don't seat the pieces together properly.
- Yank like hell on the rod while trying to free the fly from a tree branch or lily pad.
- Make sure that line is wrapped around the tip top when you set the fly on a large fish.
- Rest your rod on the top of the car when you return from the stream and then drive off forgetting it.
- Put a lot of split shot on the leader then pull back hard on the line making sure to bounce the shot off the rod.
- Rest the rod in the back seat with just the tip out the window and then hit the power button to close it.
- Place the rod against an electric car mirror that closes automatically when you lock the doors.
- Never put the rod away in it's tube when driving home from the stream or lake.
- Loan your favorite rod to your teenager.
- Make sure you grab the rod with your second hand up above the cork when fighting a fish.
- Choose a tippet way too heavy for the rod.
- Get in and out of boats with your rod in hand.
- Hold it high in the house with the ceiling fan running.
- Hold that rod high when the fish runs under the boat.
- Leave your rod out where your dog can exercise his teeth on the cork grip.

From the Red Cedars Fly Fishers newsletter *Tippets, Tapers & Tales*, September 2022 issue.

Little Miami Boat Access

Here's a link to the ODNR website on where to boat in Ohio:

<https://ohiodnr.gov/business-and-industry/services-to-business-industry/gis-mapping-services/boat-access-amenities-ohio>

The 'launch interactive map' button takes you here: <https://gis.ohiodnr.gov/MapView/?config=Watercraft> It works well on your phone.

Update - for the section "Little Miami River" I think the reference to Newtown might be a nice access point or ramp on Newtown Rd. in Hamilton, downstream from Milford.

~ Jeff Warden



Some great activities are planned for the FFI Virtual Expo. As information becomes available it will be posted to this page below. Come back often to check for updated information.

https://www.flyfishersinternational.org/virtual-expo?utm_source=mailchimp&utm_medium=email&utm_campaign=fff

Looking for another way to dive into the world of fly fishing? Try *Fly Fish Forever*, the official podcast of Fly Fishers International.

Find *Fly Fish Forever* on [Apple Podcasts](#), [Spotify](#), and [Amazon](#), or your favorite podcast source.

Project Healing Waters Fly Fishing



Keep Up to Date

You can find the latest news out of national PHWFF at . . .

<https://projecthealingwaters.org/news-media/press-releases/>

Here's a public service announcement video featuring Henry Winkler

<https://projecthealingwaters.org/announcements/henry-winkler-champions-project-healing-waters-in-new-psa/>

Stay tuned for upcoming announcements about local PHWFF activities.



Little Miami Watershed Network

Below is the link to the June 2022 quarterly of the Little Miami Watershed Network newsletter and where you can subscribe. Learn how you can join our network in caring for the well-being of this beautiful river.

<https://mailchi.mp/df781e9072b4/lmwn-sept-2021-newsletter-9077278?e=4246dfc881>

TU Mad River Chapter URL Change

Please be aware that the TU Madmen Chapter is now named the TU Mad River Chapter. The URL has changed so please update your bookmark to <http://tumadriver.org>.



OHIO DEPARTMENT OF NATURAL RESOURCES

Find All Fishing Reports

Fishing reports are broken down by region – Lake Erie, central, northeast, northwest, southeast, and southwest – all of which can be found online.

<https://ohiodnr.gov/wps/portal/gov/odnr/buy-and-apply/hunting-fishing-boating/fishing-resources/fishing-reports-forecasts>

Backyard Wildlife Documents

Some nice resources to check out . . .

<https://ohiodnr.gov/wps/portal/gov/odnr/discover-and-learn/safety-conservation/about-ODNR/wildlife/documents-publications/backyard-wildlife-documents>



FFI has made strides to grow the fly fishing community through the launch of a dynamic new Fly Fishers International website, including the revamped FFI Learning Center, accessible to anyone with a passion for the sport. This modern new website is easier to navigate and highlights FFI's strength in fly fishing education with an incredible repository of videos, articles, and manuals on casting, fly tying, conservation, and fly fishing skills.

<https://www.flyfishersinternational.org/Learn/Learning-Center-Resources>

MVFF Flybrary

The "Flybrary" is a way members can share with each other the flies they use to catch fish.

Learn more at <https://mvff.us/wp-content/uploads/2020/08/MVFF-Flybrary-Project.pdf>.

Mad River Drift

Here is a link to the archive of the Trout Unlimited Mad River Chapter newsletter. When you open the link it gives you access to the current and previous newsletters. You can also subscribe here.

<https://us20.campaign-archive.com/home/?u=8049cc4f0cf9c67bcac699302&id=e41b50e209>

DOW eNewsletter

Subscribe to the Ohio DNR Division of Wildlife eNewsletter by filling out the form below. Once submitted, check your email to confirm your subscription.

<https://go.ohiodnr.gov/downnewsletter>

Mobile App

HuntFish OH is a mobile path for Ohio's hunters, anglers and shooters to licensing, game check, regulations, and communication with the Ohio Division of Wildlife.



<https://ohiodnr.gov/wps/portal/gov/odnr/buy-and-apply/hunting-fishing-boating/hunting-resources/huntfishoh-mobile-app>

MVFF

Miami Valley Fly Fishers Inc., established in 1975 and re-organized in 2016 as a 501(c)(3) tax exempt organization, is a non-profit organization dedicated to the improvement and preservation of fly fishing in Ohio. Our goal is cleaner water and brighter streams.

MVFF Board

President

Phil Ritter

Vice President

John Warner

Secretary

Jeffrey Davis

Treasurer

Walt Konek

Tightlines Editor/
Webmaster

Tom Arnold

Clipart courtesy of the artist,
Dave Whitlock
davewhitlock.com



P.O Box 151
Wright Brothers Station
Dayton, Ohio 45409

Website: mvff.us

CALENDAR

Check the [MVFF Calendar](#) page or our Facebook Events page for updates & details

<https://www.facebook.com/MiamiValleyFlyFishers/>

Remember, you can find many photos of MVFF happenings on our [Facebook](#) page.

<https://www.facebook.com/pg/MiamiValleyFlyFishers/photos/>



Did You See the Canada Trip Photos

A great trip. See the story in the July 2022 issue of [Tightlines](#) and

check out the photos from this trip - https://www.facebook.com/MiamiValleyFlyFishers/photos/?ref=page_internal

There are lots of other photos and albums on the FB page.

Help!

I always need and appreciate member-submitted material for this newsletter. So if you have been on a fishing trip and want to write an article and share pictures, please send info my way. Maybe you have tactics, equipment tips, a new fly pattern or some other knowledge you would like to share. We would welcome the contributions. If you have ideas on what you would like to see in

Dues!

It could not be easier. Just pay using our PayPal portal. Either pay with your PayPal account or by credit or debit card as a guest. Click the Pay Now button on our Home page . . . <https://mvff.us>



Support Our Local Shops & Those Who Support MVFF

Fisherman's Headquarters
142 S. Keowee St.
Dayton, Ohio 45402
937.222.2224
fishermanshq.net

ReelFlyRod.com
1908 N Lakeman Dr.
Bellbrook, OH 45305
855.434.8472
ReelFlyRod.com

Mad River Outfitters
813 Bethel Rd.
Columbus, Ohio 43214
614.451.0363
madriveroutfitters.com

SmithFly
124 N. Main St.
Piqua, Ohio 45356
937.335.7400
smithfly.net



MVFF & Dayton VAMC



The Miami Valley Fly Fishers, Inc. is an active Affiliate Club of Fly Fishers International, an international club promoting the benefits of fly fishing and conservation