

TIGHTLINES

The Monthly Newsletter of the Miami Valley Fly Fishers



June Meeting

Our next meeting is June 10th

Dayton FOP Lodge / Casting Pond
4275 Powell Road
(Directions on Website)

Meal Price - **\$15.00**

Fun begins at 5:30 p.m.

Dinner reservations are required. There are no standing reservations. You need to make a reservation each month.

Please make your reservation at

<https://mvff.us/reservation/>

by 9:00 p.m. on June 6th

Secretary's Notes for May 2024

First, I wish to thank my wife, Cynthia, for taking the reins and being the secretary for the first club outdoor meeting of 2024. Fifty-three members, and three guests enjoyed the splendid evening at the Dayton F. O. P. pavilion and fish pond. Many took advantage of the casting competition with Allen Berg and crew. Vice-president Ken Davy lead the meeting as Paula and Chris enjoyed their honeymoon...many happy streams to them both. Kathy Williams introduced her guests Tim Williams and Alex Snyder. We were also happy to have Frank Lenner and James White join us. Local outings and club travels were updated. Everyone headed to Waterfalls in Canada the first week of June are geared up and ready for a stellar week of bass and northern pike fishing. The Mentoring program is set for Tom's Pond on June 1st. Kathy shared an opportunity for cabin rental the first week of October near the Pere Marquette River. Shawn Johnson noted that the Centerville H. S. Environmental Science class will be the largest ever with 18 women and 6 men in the fall. This class requires each junior to apply and write a competitive essay to win a coveted seat in the senior-only elective class. This is MVFF's largest school outreach program. Thank yous go to Todd Alexander and Randy Evans for heading up the outreach at the Preble Co. Library. We continue to receive requests for involvement in community programs through libraries, community activity boards and outdoor expos. Fish on! Respectfully, Jeff Davis.

June 2024

President's Thoughts

Welcome to June. Our next outdoor meeting is 6/10/24 at 5:30 p.m. Don't forget to place your dinner reservation. For more details go to mvff.us.



I hope you enjoyed May's meeting. I wasn't available to be there due to being on my Honeymoon. We went to Hocking Hills. It rained everyday but one, no worries of course we went fishing at Lake Logan and landed some nice sandwich size bluegill. If you have not been there it's very beautiful. There are plenty of trails and things to do. The falls are absolutely awesome to see.

I would like to remind everyone about the Mid-Week Fly Fishing events. It is a great opportunity to get out with other fly fishers and wet a line, learn some new things, and catch a few species of fish. You can find the calendar on Facebook, mvff.us or in *Tightlines* of course. It starts at 4:30 p.m., but if you are worried about getting there after work it's not a problem. Just let Ken Davy know what time you will be arriving and there will be someone there to fish with you. Age is not an issue either, you can bring along your children. No one is ever too young or old to learn to fly fish.

Coffee, Casting and Catching! Keep a lookout on FB and *Tightlines* for future outings. Please contact Shawn Johnson with any suggestions for future fishing ponds, lakes, rivers, or places you are interested in to fish.

See you soon in June.

Fish on!

Paula Hill
President MVFF

Note to Young Fly Fishers

Past member, Duane Jenkins has donated to the Miami Valley Fly Fishers, Inc. several rods, reels, and cases which he wishes to put in the hands of youth fishermen. These are **HANDMADE** rods and cases that Duane built himself. If you are interested or know of a young person who is interested in fly fishing, please contact Jeff Davis at 937.766.2501 or davis4994@icloud.com. There are also rods that Mrs. Jenkins has donated that she used and were also made by Duane. This is a great opportunity to own a handmade rod and case. Duane also donated flies and additional equipment.

Website Updates

Adding Images to the Forum

The most recent change is that you can add images to forum topics and replies to topics. You could always do so through entering a URL (link) to a photo but this did not allow you to view the image without opening the link. NOW you will be able to easily add an image image by selecting your file or dragging and dropping the image into your post. To upload an image to a forum topic or reply, click the Insert/edit image button in the far right of the editor toolbar.

~ Tom Arnold

May Raffle Winners

Here are our May winners . . .

- TFO Black Label Fly Rod 8' 6" 4wt 4pc – Jerry Connally
- Griffin Odyssey Spider Travel Kit – Jim Calvert
- Wingo Neck Gaiter - brown trout + Simms Men's Solar Sombrero – JD Dukes
- Two Trout Glasses + Red Stripe Beer – John McGinnis
- Wingo Rainbow Trout Everyday Socks + Microfiber Fishing Towel – Everett Vanatta
- Selection of Flies – Rick Ordeman

~ Lew Hofmann

Lew is still looking for an assistant to run the raffle when work takes him away on the second Monday of the month. This is uncommon, but without help the raffle can't happen. He will take care of preparing tickets, procuring the raffle items, and getting everything to you. You'll need to take the raffle items to the site, run the raffle, and hold on to the leftovers until Lew can gather them back from you. If you are able to assist, please contact him at lewhof@mac.com or 301-503-2398.

ANOTHER OPTION AT BAROTHY FOR THE KING SALMON TRIP!

>>> Arrive Sunday 9/29/24, Leave Friday AM 10/4/24

>>> Walhalla, MI >>> Pere Marquette River (near Baldwin, MI)

I have 'Cedar Cottage' (on hold) at the Barothy property for the same dates as the MVFF club trip. It is a new building with 2BR, king beds, couch, 1 bath, hot tub, screened-in porch, fireplace, full kitchen, and washer/dryer. It could hold 3, 4 or possibly 5 people. Look up the pictures at www.barothylodge.com; click on *Our Lodges* and quickly select 'Cedar Cottage'.

I am looking for a 'couple' to join me and/or some ladies to share beds (or not). I am happy to take the couch. Food is on our own in the large kitchen or there are many restaurant options and a grocery store. Sunday night we can join the group dinner. Cost for 5 nights is \$515 total per person, whether or not additional people are added beyond 3 people.

The property is next to the river with great fishing! Many of our club members stay on the property or visit other river access locations. You would need a MI license for the week, waders/boots, an 8 wt. or 9 wt. rod, and appropriate rigging with flies. Two fly shops are nearby.

I have also reserved a boat & guide for Wednesday. Hopefully someone can join me in the boat and split the cost.

DEADLINE for payment of \$515/person is due to me by 7/15/24. To reserve your spot I would need a deposit of \$200 ASAP! Please call me with questions and for additional information.

Kathy Williams, 937/623-8283

May Casting Results

The first Casting Competition of the season is under our belts. Conditions were tough with a brisk breeze and the only bright dry fly I had was a size 10 not very bright after all. It was rather tough to see!

For First Flight it was announced that Randy Evans was the winner; unfortunately, I skipped a page during the tally, it should have been Emily Reeves.

While Alvin Vollmer did cast he elected not to take score. Seniors was won by Kelly Kingery and Bill Bennett won the Masters Division.

I plan on announcing all the scores when I do the presentations to avoid any possible conflicts in the future.

June is the nymph fly competition so please bring your largest and gaudiest fly so we can see it. We look forward to all of you testing your skills. As a reminder Bill Bennett shall be available after the meeting concludes for casting instruction.

Scores for the evening were as follows

First Flight		Seniors		Masters	
Brock Bermel	90	Allen Berg	93	Bill Bennett	95
Randy Evans	92	James Jones	91	Jim Calvert	90
Stephanie Estes	90	Kelly Kingery	94	Ken Hudak	92
Emily Reeves	93	Phil Ritter	90	Eric Rice	93
Jason Turpin	91			Nathan Via	91
				John Young	94

Allen Berg

The 4 Parts of a Basic Cast . . . and the percentage of importance to the cast.

1. Pick-up 50%
2. Back cast 25%
3. Forward cast 15%
4. Presentation 10%

Dissecting the basic cast into 4 parts allows the caster to better understand the different body/rod movements necessary during each phase of the cast in order to produce efficient casting loops.

In order to properly execute the basic cast there are 5 essential principles casters need to understand. The 5 principles will apply to most every casting variation you may learn beyond the basic cast in the future.

Learn the 5 principles and how they apply to the basic cast so they can be referred to while practicing casting as well as when casting problems need to be corrected on stream.

The 5 Casting Principles

1. **No Slack.** All slack must be removed from the line before the pick-up is made. Slack should also be avoided during all other phases of the basic cast.
2. **Smooth acceleration.** Smoothly accelerate the rod tip to an Abrupt Stop!
3. **Pause.** After the rod is stopped on the back cast or the forward cast the rod must be paused in order to allow the fly line to unroll completely. The more line being cast the longer the pause time.
4. **Straight rod tip path.** The rod tip must move in a straight plane to generate tight loops. Moving the rod tip in an arc by excessive bending of the wrist or pivoting the forearm will produce wide “open” loops, which are generally inefficient. If the rod tip travels in a concave or “dipping path” the result will be a tailing loop which is not effective & can cause knots in the leader or tippet.
5. **Variable casting strokes.** A short cast requires a short casting stroke. A longer cast requires a longer casting stroke.

Casting Competition News!

Come one, come all and join us in the MVFF fly casting competition. You can test your casting skills, it's fun and we supply the equipment. This year we are starting with two 4 weight rods, both left and right hand retrieve. Both with a brand spanking new double taper line and a sparkling new 9 foot leader. How about bringing one of your own bright flies for the club to use.

The only thing required to participate in the casting events is for you to show up. Regardless of skill level, EVERYONE IS WELCOME!

June Casting Competition – this month will be the Nymph Fly competition.

- You will start with the fly in target #2.
- You will pick up the fly and have unlimited false casts to target #1.
- You will then only be allowed 1 false cast to each remaining target.

Casting Competition Cut-Off Time

Casting competition will only be from 5:30 p.m. to 7:00 p.m. No casting will be allowed after 7:00 p.m. The cut-off time will help ensure we are not holding up the meeting with scoring, etc., and give us somewhat of a chance to grab some dinner. So come on over and cast early!

NOTE: If no one is casting, at the discretion of the judges, we might close as early as 6:30 p.m.

Casting Competition Divisions are as follows:

First Flight: Those that have never won a casting event and all new casters.

Seniors: Casters who have previously won a First Flight casting event or former winners of the First Flight casting division.

Masters: Former winners of the Seniors casting division.



Competition Guidelines:

Everyone will cast to the same five rings, using the club rod.

One person from each division will be determined the winner of that night's competition. Based on your cumulative scores of all the events, an overall winner will be determined for each division and presented a traveling trophy in December.

Scoring: (Judges will make the final ruling on all scores; there will be no ties for any event.)

All casters will start with 100 points.

- (-0) Those skillful enough to place the fly inside the gold ring will not lose any points.
- (-1) Any fly that lands inside the black ring will result in the deduction of 1 point.
- (-2) If the fly lands outside all the rings, 2 points will be deducted.

The person in each division with the highest score will win the event for their division.

At the end of the outdoor season, overall winners of each division will be determined by averaging scores of all events entered. Whoever has the highest score total in their division will be awarded a trophy at the December awards banquet. Even if you don't win an event, you could still be the overall winner of your division (it's happened before!). And the largest part of winning your division is consistency - that is the key. So come on over and cast.

Remember - although we do keep score and everyone would like to win, the real point of doing this (other than to just have a good time) is to improve our casting abilities.

Good Luck!

Allen Berg



2024 CHS Class Wraps Up

This year's class was better than ever, mostly due to a great class of students in this year's Environmental Sciences class at Centerville High School. This was the most organized year I've had thanks entirely to the efforts of Jeff Davis, Steve Rosengarten, and Shawn Johnson.



Our biggest accomplishment was being able to equip the class with their own fly tying kits. I've been wanting to do this for the last couple of years. This year everything came together. Robert Erwin, class instructor, suggested that the class all join MVFF as student members. In return, the club purchased new kits, at a great price from Cabela's. This will save us a lot of time every year collecting the kits, making sure everything works and inventorying the tools.

MVFF also gains a year of student members. We expect that over time we see some of these students join the club as full members. We'll make plans next year to try and include them in some club activities.



For the last couple of years, we've held our "graduation" out at Tom and Sue Boice's pond. Thank you Tom and Sue for being such generous hosts. To say this year's outing was a success would be a major understatement. The outing was held the day after graduation, and yet we had nearly 100% participation.

Plenty of smiles, lots of big fish, great food, and beautiful weather combined for what I hope will be a day the students talk about when they recall their high school days.

Thanks again to the club for your support.

Bill DeShurko



Google Maps and Other Geographic Information Systems

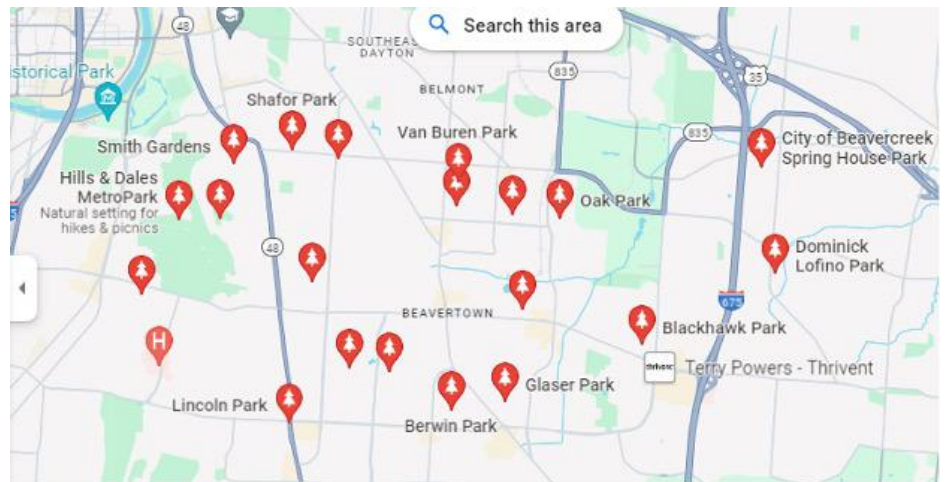
Perhaps the best application of automated computing power to the sport of fishing is in the realm of geographic information systems (GIS). These programs are designed to store, retrieve, and analyze geographic features, which means your favorite lakes, ponds, rivers, creeks and even drainage ditches can be detected, marked and saved for retrieval in a very timely manner.

GIS applications may be free, or they may require a subscription. ARCGIS by ESRI is one of the most comprehensive GIS applications available. It also requires quite a large investment by the user to learn the system, and to populate the user's copy of the system with the features required to perform the analyses required.

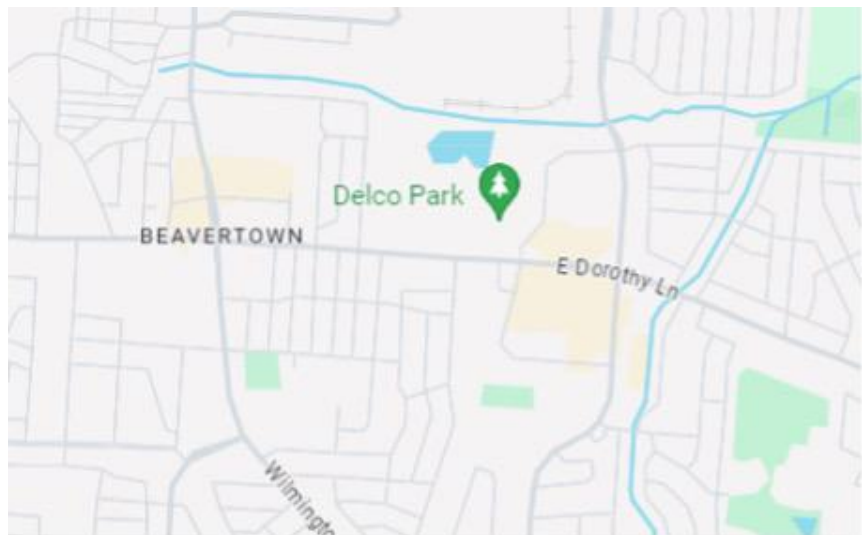
A subset of geographic information systems is the group called mapping systems. Mapping systems are basically applications of GIS where the heavy lifting of putting in existing geographical features is already done, and it is waiting for the user to retrieve what interests them, for whatever reason.

The most popular mapping software is Google Maps. It can be accessed by simply looking it up on a search engine. Google Earth has one addition that potential world travelers may find useful, that being the ability use imagery of popular sites to take remote tours prior to making a visit in person. This may be handy if you insist on fishing at popular landmarks. I've never had much luck at landmarks, so I stick to Google Maps.

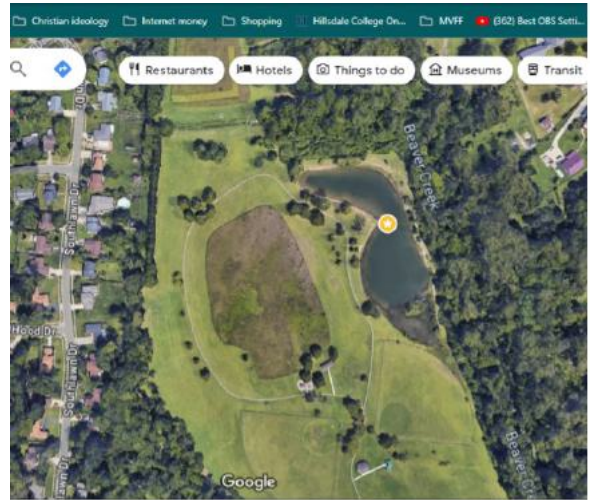
The first thing you should learn about Google Maps is how to find public waters. A good place to start is by looking up the parks in your target area. You can do this by putting the word 'parks' in the search bar in Maps. The result should look something like this:



Then you can expand around each park to see if any water features show up. As the image was expanded you can then see Delco Park.

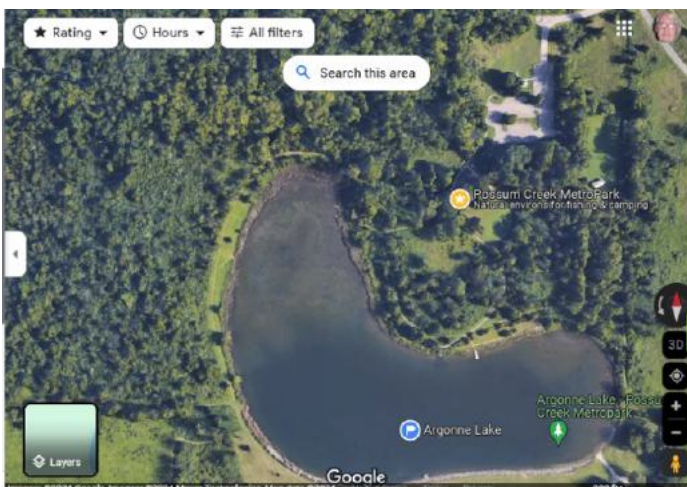


Don't take this map for the absolute truth. Remember all these features are put in by people, and people make mistakes. Take the following for example.



The images above are both of Fairborn Community Park. The drawn map does not show the pond in this park. Always look at areas of interest in both map and satellite views. The magnification you use can also make a great difference.

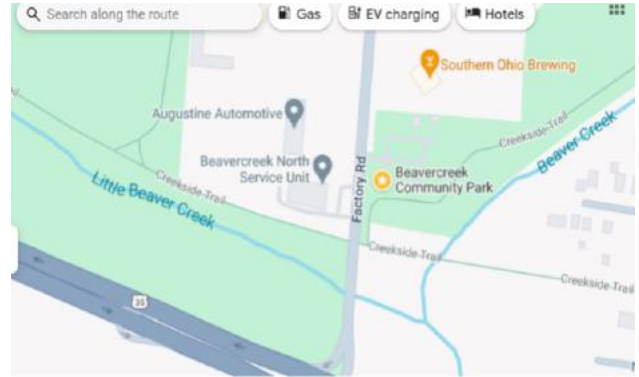
Below is Argonne Lake in Possum Creek Park.



Notice that the portion that turns North looks shallower than the rest. Increasing the magnification reveals a truth that will have you breaking out your kayak.

Submerged weed beds with lots of depressions and edges make for a premium area to search for bass, especially when they are spawning. Given the brush-coated shores, a kayak, or canoe is necessary to work this area well.

There is one more way in which Google Maps can be of great help.



The map overlay is better for following the course of creeks. Switch back and forth between the overlays to make sure which tree line the creek is hiding under. You can also find out where the public access goes all the way to the creek by looking for the light green areas on the map overlay. This color does not always denote public access. Sometimes it shows golf courses or the area around public utilities.

All things considered, there are some times when nothing can substitute for visiting a location to get all the answers. Recently, I located a pond that someone had told me held decent numbers of largemouth bass. I could not determine if the pond was open for access any other way, so I drove over there. Around the pond were signs stating that it was open to fishing, but only to residents of the apartment complex it was beside. Sometimes there is no substitute for boots on the ground.

COMING NEXT MONTH: Fishing Forums

Ken Davy

Mad River Drift

Here is a link to the archive of the Trout Unlimited Mad River Chapter newsletter. When you open the link it gives you access to the current and previous newsletters. You can also subscribe here.

<https://us20.campaign-archive.com/home/?u=8049cc4f0cf9c67bcac699302&id=e41b50e209>

Little Miami Watershed Network

Mark your calendars for the River Festival on Saturday, June 29. We will have a Little Miami River Clean Up in the morning and the Festival starts around noon after the trash has been removed from the river. More details to come soon.

Keep in touch at . . . <https://lmwn.org>



The next Mid-Week Fly Fishing events are June 6th at Argonne Lake at Possum Creek, June 11th at Delco Park, June 19th at North Park, and June 27th at Lofino Park. Come join us for more info see [page 9](#)

The Mid-Week trip to Oak Grove Park on May 8th had 6 anglers, and everyone got fish. The May 21st outing to Arthur Fisher Park had only me, my son, and one other club member, but we all got numerous fish. I personally got 6 bass and 16 chunky bluegills.

Mid-Week Fly Fishing 2024

Ken Davy has once again put together a list of fishing spots and a schedule from March - October. Ken has also included info on the fishing potential of these waters and suggested flies. There are links to a map for each location.

These events are on the club Calendar page of our website and Facebook page as well (Events).

Lots of fishing spots and links to maps here. Go on the scheduled date and you can meet up with fellow members. Or just check out some of these places when you choose. We're hoping to get even better turnout this year.

They start at 4:30 p.m. If you have specific questions about events contact Ken at tiggr75@gmail.com.

Location	Date	Special Considerations	Map	Fishing Info
Possum Creek Ponds	3/20/2024		https://goo.gl/maps/dBKMawZhb3aHFwDR6	Fishing for stocked trout and early season crappies.
Eastwood Lagoon	4/11/2024	Kayaks	https://goo.gl/maps/7LSKUazx8fyWboSu5	Bass, crappies and bluegills. Olive Woolly Buggers, Zoo Cougars, and Marsh Hares for the bass. Many SMB in this water.
Deer Meadow Park	4/23/2024		https://goo.gl/maps/CquLJXGsKM7Ug1766	Fishing for early season bass, and big bluegills.
Oak Grove Park	5/8/2024		https://goo.gl/maps/iBV9FWiR2wJTtXsR6	Fish quartering out from shore with poppers or foam bugs for big bluegills, or with Clousers, Buggers, or Zoo Cougars for bass. Some big bass in here. What to do for crappies is anybody's guess.
Arthur Fisher Park	5/21/2024		https://goo.gl/maps/X45ziDf6FYLZvb36	Fishing for early season bass, and bluegills. Olive Woolly Buggers, or Muddlers for the bass, poppers or foam beetles for the bluegills. Cast about 5 feet from shore for gills, up to 10 feet for the bass.
Possum Creek - Argonne Lake	6/6/2024	Kayaks	https://goo.gl/maps/dBKMawZhb3aHFwDR6	Kayak opportunity! Bass tanking up for spawning and bluegills on their beds. Topwater heaven! You will definitely need a kayak or canoe for large bass.
Delco Park	6/11/2024		https://goo.gl/maps/pgK7CeQVD5wclJ2Mo6	Tiny streamers or mayfly nymphs for the crappies. Foam beetles or beadhead nymphs for bluegills. Bushy marabou streamers or crawdad imitations for the bass.
North Park	6/19/2024	Boats, Kayaks	https://goo.gl/maps/JDUzia3Z85zSAMxy7	This one is primarily for the kayak and boat crowd. The bank fishing here is very tough. Boats are allowed but these ponds are very narrow and shallow, so you'll want to stay with the trolling motor. I have fished here a little, but I have not been able to discern any patterns as of yet. UPDATE: in 2023, the smaller of the two ponds was stocked with trout by the ODNR.
Lofino Park	6/27/2024		https://goo.gl/maps/nfzb6JGFax84Nejs6	Fishing for early season bass, crappies and bluegills. Olive Woolly Buggers, Zoo Cougars, and Muddlers for the bass, both LMB and SMB. Green Wienies or tiny streamers for the Crappies. Popper and dropper for the bluegills. (Or, if you're Shawn, a sponge spider and a Higga's SOS.)
Rip Rap Road Park	7/10/2024	Wading, Kayaks (long portage)	https://goo.gl/maps/79oLpdMUDLkNyGWAQ	Bring you waders and/or your kayaks! This one is on the Great Miami River in July. Kayakers, bring your portage wheels because it's about 300 yards from the parking lot to the river.
Rosewood Park	7/23/2024		https://goo.gl/maps/D8UQYWmoxhcDGMRA	Bluegills, some are large, reports of bass
Centennial Park	8/7/2024		https://maps.app.goo.gl/3dwGErQAeDytK1tb7	At least bluegills and carp, possibly bass and catfish
Miami View Park	8/20/2024		https://goo.gl/maps/to6qZjp9aqVDi3uM8	Bluegills, catfish and bass
Fuggin Pond	9/5/2024		https://maps.app.goo.gl/ha93VqBtqDNXqJh49	Bluegills and largemouth bass
Huffman Metropark	9/17/2024	Kayaks, canoes	https://maps.app.goo.gl/mCu8cqTxV3cSR93n6	Bluegills, crappies, Largemouth Bass and Smallmouth Bass. Kayaks, canoes.
Carriage Hill - Cedar Lake	10/17/2024	Kayaks, canoes	https://goo.gl/maps/Syz7GDdJr9uSaGiu5	Fishing for early season bass, crappies and bluegills.

June Fly of the Month

Gonga Streamer

Instructions by Bill "Woody" Woodward
Photography by Bob Cain



Recipe

Hook	Streamer, 4-5XL, size 6-2
Thread	6/0 color to match body
Eyes	Painted dumbbell, yellow or red
Tail	Marabou, your choice of color
Hackle	Long Schlappen feather, your choice of color
Dubbing	Prism, Ice Dub, or equivalent, your choice of color
Wing	Neer Hair, Polar Fibre, or Craft Fur, your choice of color
Legs	Sili legs or equivalent, your choice of color
Head	Same material as wing, spun in a dubbing loop and wrapped

1. Wrap the thread back down the hook shank for about 3-4 hook eye lengths and let it hang.
2. Attach the dumbbell eyes on the **underside** of the hook shank (where you left the thread using several tight x-wraps. Apply super glue to the thread wraps to secure them. Wrap the thread back to the hook bend and let it hang.
3. Select two marabou feathers for a tail and tie them in at the hook bend. The tail should be about half a hook shank in length. Keeping the marabou butts on top of the hook shank, wrap over them tightly to slightly behind the dumbbell eyes, creating an even underbody. Remove any excess butts. Wrap the thread back to the hook bend.
4. Select a schlappen feather and tie it in **by the tip** with the concave side against the hook shank. The length of the feather should be extending back over the hook bend. The thread should be at the hook bend.
5. Dub the thread heavily and wrap a thick shaggy body forward to just behind the dumbbell eyes. Remove any excess dubbing and let the thread hang.
6. Grasp the schlappen feather and palmer it forward in evenly spaced wraps to the front of the body. Remove any excess feather. *(Be sure to stroke the hackle fibers back toward the tail with each wrap, as you dubbing brush and comb all the fibers back toward the tail and blend in some of the dubbing.)*
7. Now cut a long slim clump of Neer Hair to use as a wing *(The wing clump should reach from the front of the body back to the tail.)* and, with the tips of the clump going back to the tail, tie it in tightly on top of the hook shank at the front of the body. Trim the excess butts close to the shank and cover the butts with thread.

8. Cut three long strands (4"-5") of Sili legs and tie them in at their center on top of the hook shank at the front of the wing with three strands on each side of the fly. *(The legs should be behind the dumbbell eyes.)*
9. Cut a long clump of Neer Hair into 1" lengths (4-5 1" lengths should be enough.) then form a 5" dubbing loop and insert the butt ends of the hair lengths into the loop. Spread out the hair evenly in the loop and trim and arrange it so that the hair fibers are long on one side of the loop only *(this will aid in spinning the loop and creating a long and shaggy hair dubbing brush).*
10. Spin the loop to create a shaggy dubbing brush, make 2 turns of the brush behind the dumbbell eyes, then figure eight the brush around the eyes. Brush the hair back with each turn to create a full head. Finish with several wraps in front of the dumbbell eyes and tie off the brush. Remove any excess dubbing brush.
11. Form a small thread head, do a whip finish, and cut the thread.
12. Brush the hair around the dumbbell eyes to straighten the hair fibers, then trim the hair into an elongated muddler style head. Be careful to avoid cutting into the wing or cutting the legs. Trim along the eyes to expose them and smooth out the overall shape of the head. Trim the legs so that they extend almost to the end of tail.
13. At your option, use a permanent marker pen to make black lines on top of the head and wing.



Little Miami Watershed Network

Below is the link to Little Miami Watershed Network newsletter (current and past issue) and where you can subscribe. Learn how you can join our network in caring for the well-being of this beautiful river.

<https://us5.campaign-archive.com/home/?u=d0849e781ada00f84ee13de0b&id=cdf41a0888>



OHIO DEPARTMENT OF NATURAL RESOURCES

Ohio DNR Education Registration

The Department of Natural Resources regularly has educational opportunities on a variety of outdoor, wildlife and sporting topics. Check out the link below and click on Register to read more about particular events you might be interested in attending . . . <https://apps.ohiodnr.gov/wildlife/educationregistration/>

Find All Fishing Reports

Fishing reports are broken down by region – Lake Erie, central, northeast, northwest, southeast, and southwest – all of which can be found online.

<https://ohiodnr.gov/wps/portal/gov/odnr/buy-and-apply/hunting-fishing-boating/fishing-resources/fishing-reports-forecasts>

Backyard Wildlife Documents

Some nice resources to check out . . .

<https://ohiodnr.gov/wps/portal/gov/odnr/discover-and-learn/safety-conservation/about-ODNR/wildlife/documents-publications/backyard-wildlife-documents>



FFI has made strides to grow the fly fishing community through the launch of a dynamic new Fly Fishers International website, including the revamped FFI Learning Center, accessible to anyone with a passion for the sport. This modern new website is easier to navigate and highlights FFI’s strength in fly fishing education with an incredible repository of videos, articles, and manuals on casting, fly tying, conservation, and fly fishing skills.

<https://www.flyfishersinternational.org/Learn/Learning-Center-Resources>

The Connection is the official quarterly newsletter of FFI Women Connect. FFI Women Connect encourages female leadership in FFI Clubs and the fly fishing industry by creating a platform where women can develop fly fishing skills, network with other women fly fishers, and come together for fly fishing experiences.

<https://www.flyfishersinternational.org/Get-Involved/FFI-Women-Connect>

Looking for another way to dive into the world of fly fishing? Try *Fly Fish Forever*, the official podcast of Fly Fishers International. Find *Fly Fish Forever* on [Apple Podcasts](#), [Spotify](#), and [Amazon](#), or your favorite podcast source.

DOW eNewsletter

Subscribe to the Ohio DNR Division of Wildlife eNewsletter by filling out the form below. Once submitted, check your email to confirm your subscription.

<https://go.ohiodnr.gov/downnewsletter>

Mobile App

HuntFish OH is a mobile path for Ohio’s hunters, anglers and shooters to licensing, game check, regulations, and communication with the Ohio Division of Wildlife.



<https://ohiodnr.gov/wps/portal/gov/odnr/buy-and-apply/hunting-fishing-boating/hunting-resources/huntfishoh-mobile-app>

MVFF

Miami Valley Fly Fishers Inc., established in 1975 and re-organized in 2016 as a 501(c)(3) tax exempt organization, is a non-profit organization dedicated to the improvement and preservation of fly fishing in Ohio. Our goal is cleaner water and brighter streams.

MVFF Board

President

Paula Smith

Vice President

Ken Davy

Secretary

Jeffrey Davis

Treasurer

Walt Konek

Tightlines Editor/
Webmaster

Tom Arnold

Clipart courtesy of the artist,
Dave Whitlock
davewhitlock.com



P.O. Box 151
Wright Brothers Station
Dayton, Ohio 45409

Website: mvff.us

CALENDAR

Check the [MVFF Calendar](#) page or our Facebook Events page for updates & details

<https://www.facebook.com/MiamiValleyFlyFishers/>

Remember, you can find many photos of MVFF happenings on our [Facebook](#) page.

<https://www.facebook.com/pg/MiamiValleyFlyFishers/photos/>



Did You See the 2023 Michigan Trip Photos?

A great trip. See the story in the November 2023 issue of Tightlines

and check out the photos from this trip - <https://facebook.com/media/set/?set=a.814985170499957&type=3>

There are lots of other photos and albums on the FB page.

Help!

I always need and appreciate member-submitted material for this newsletter. So if you have been on a fishing trip and want to write an article and share pictures, please send info my way. Maybe you have tactics, equipment tips, a new fly pattern or some other knowledge you would like to share. We would welcome the contributions. If you have ideas on what you would like to see in Tightlines let me know. My contact information is on this page.

~ Tom Arnold, Editor

Dues!

Pay Now



It could not be easier. Just pay using our PayPal portal. Either pay with your PayPal account or by credit or debit card as a guest. Click the Pay Now button on our Home page . . . <https://mvff.us>

Support Our Local Shops & Those Who Support MVFF

Fisherman's Headquarters

142 S. Keowee St.
Dayton, Ohio 45402
937.222.2224
fishermanshq.net

ReelFlyRod.com
1908 N. Lakeman Dr.
Bellbrook, OH 45305
855.434.8472
ReelFlyRod.com

Mad River Outfitters
813 Bethel Rd.
Columbus, Ohio 43214
614.451.0363
madriveroutfitters.com

SmithFly
124 N. Main St.
Piqua, Ohio 45356
937.335.7400
smithfly.net



FLY FISHERS
INTERNATIONAL
[Affiliate Club](#)

The Miami Valley Fly Fishers, Inc. is an active Affiliate Club of Fly Fishers International, an international club promoting the benefits of fly fishing and conservation