

TIGHTLINES

The Monthly Newsletter of the Miami Valley Fly Fishers



IN THIS ISSUE:

- [Raffle Winners](#)
- [Secretary's Notes](#)
- [Casting Competition](#)
- [Remembering Woody](#)
- [Mid-Week Update](#)
- [Women's Stuff](#)
- [Fly of the Month](#)

May Meeting

Our next meeting is May 11th

Dayton FOP Lodge
4275 Powell Road
(Directions on Website)

Meal Price - **\$15.00**

Fun begins at 5:30 p.m.

Dinner reservations are required. There are no standing reservations. You need to make a reservation each month. You can also cancel your upcoming reservation by going to the same page listed below.

Please make your reservation at
<https://mvff.us/reservation/>
by 9:00 p.m. on May 7th

Upcoming Mid-Week Events

May 5, Eastwood MetroPark Lagoon

May 21, Oak Grove Park

4:30 until dark (come anytime)

(see page 10)

President's Thoughts



Our May outdoor meeting is just around the corner, and we're excited to gather at the FOP Lodge pond for an evening of conversation, connection, and of course, fly fishing. I look forward to seeing all of you

enjoying the fresh air, spending time with fellow members, and making the most of a relaxing evening. Please remember to make your reservation on the website so we can ensure enough grilled chicken and steak for everyone.

Before your meal, we hope you will join the fly-casting contest and try your hand at winning the title of Best Caster — and yes, we have a category for the newbies, so don't be shy. While the competition is tough, it's a great chance to test your skills, learn something new, and enjoy a little friendly fun on the water. You might also find our resident casting coach out in the field providing tips and teaching skills to improve your casting.

At our May meeting, we're planning a short breakoff session to brainstorm ways to grow and diversify club activities. Think virtual tying demos, casual tying meetups at local bars or cafés, increased outreach to schools or community groups, and anything else you'd like to share. Bring your ideas — creative, quirky, or ambitious — and be part of building what might come next. (PS: No negative energy please — good vibes only.)

We've been kicking around several ideas for our summer meetings, including bringing in guest speakers — different from our indoor meeting presenters — to share exciting and insightful information about all things fish-related. We're

(Continued next page)

President's Thoughts (cont'd)

thinking about updates on local water health, inviting a speaker from the District 5 office, and possibly organizing a “Fly Fishing Field Trip” to the trout hatchery. Women on the Fly continues to do amazing work in growing this beautiful sport for both women and men, and we’d love to have them share some of their activities with us as we explore building our own Women’s group in partnership with them and BUFF. Of course, any ideas you have are welcome — just talk to one of us on the Board.

Please take a moment to thank John Warner for his hard work planning, purchasing gifts, and running our Spring Fling event. And for bringing us the amazing fly rod raffle. The gifts were fantastic, and everyone seemed genuinely pleased with their treasures. (And a special thanks to Mrs. Warner for her help to John and to the Club.) Congratulations to Cindy Davis on winning the Montana Brothers Rodworks fly rod. It’s a beautiful work of art, and we know she’ll put it to good use.

Here’s to hoping we get this whole weather situation sorted out by our May meeting. And don’t forget to bring a chair — if we spill out beyond the shelter tables, you’ll be glad you did. I’m looking forward to spending time outdoors with new friends and “old” folks... of course I mean old friends I’ve known for a while.

Thanks for trusting me to lead us into spring, and for continuing to support our Club and Board. Be safe and take good care of yourselves.

Karen Via, Club President

Spring Fling Raffle Winners

- Grill - Rick Ordeman
- Net - Jason Turpin
- Battery Pack - Eric Rice
- 3 wt/10 ft Rod & Reel - Mike Browne
- Courtland 10 ft Rod - Jeff Warden
- Tying Vise - Mike Browne
- Dry Bag - Alvin Vollmer
- Spring Run Trip - Alvin Vollmer
- Mystery Box - \$100 Kroger gift card - JD Dukes
- 2 Outings to Zanesfield - Rick Ordeman and Jim August

Special Rod Raffle

- Montana Brothers Rodworks Fly Rod - Cynthia Davis

Thanks to all who participated ~ *John Warner*

Secretary's Notes

April 13, 2026

I want to thank Karen Via for covering for the Secretary's duty during the meeting. It is not easy to run a program and keep pertinent notes. Seems like she did a great job to me though!

Here are the notes as recorded for the April 2026 meeting:

- Karen called meeting to order, and welcomed 3 new members: Dawn & Mike Burke, and Tim Sisler, with no guests present.
- John Warner shared information about how we run the raffle, and also about the Montana Brothers fishing rod that will be in a separate raffle.
- Shared message of Woody Woodward's passing, and JD Dukes shared memories of him.
- Board gave their reports - Jim August shared the club's financials.
- Karen reminded folks we will meet at FOP next month, the cost of meal is \$15, with required reservations.
- Karen mentioned we might have some guests join us this summer - Board has some good ideas.
- Karen shared we are working to consolidate our logo and update website, brochure and swag, including pins.

- Karen mentioned that we will have a break-out meeting during the May meeting to talk about activities people might want to do, like meeting to tie flies at bar/cafe, creating live and recorded videos (Frank wants to do this), possible women's outings and discuss the FFI curriculum - anyone who wants to join the conversation is welcome.
- Frank Cox gave an update on the tying classes and how much fun it was, with kudos to Kelly.
- Shawn Johnson gave the benevolence report - sending flowers to Woody's family on club's behalf.
- Ken Davy gave update on Mid-Week and Tom's Pond events.
- John Warner gave update on the events at the school, and shared great stories.
- Randy Evans gave an update on the Alexander family - they are home!
- Rick Ordeman gave an update on auction and kudos to all.
- Allen Berg gave update on the casting competition.
- Nathan Via gave update on No One Left Behind trip to Sunnybrook in May, and selling tickets for FFI.
- Jim Calvert gave update on the Canada trip.

~ Respectfully submitted by Karen Via on Kelly Kingery's behalf.

Dry Fly the Reach Cast

When dry fly fishing it's important to maintain a bit of slack line in the fly line and leader during your drift in order to achieve a dead or natural drift (meaning a drift that floats exactly with the current with no additional movement other than that caused by the water that the fly is floating in). Once a fly and line have been placed onto the water while dry fly fishing, it's difficult to adjust the line with mending as you would during nymph fishing. The result of a mend to the line is usually a tightened leader, which will cause the fly to be affected and moved by or into different currents other than the one that it is in. This movement is called "drag" and is something to be avoided at all times to achieve a natural drift. The mends one does need to properly drift the fly in the current must be made in the air before the line is on the water. These aerial mends are what make up the dry fly presentation casts.

The Reach Cast

The reach cast is probably one of the easiest and most commonly needed casts of all. The reach cast does one

thing; places the fly on the water and the line to the upstream side or another.

Before the reach cast is made, you need to have extra line out of the reel. You use more line than is necessary to achieve the desired distance. Then after a few false casts, you make your final cast towards the target and release the fly line. As the cast is traveling toward the target, immediately after the stop on the forward cast, "reach" your rod to one side or upstream. When the line lands on the water it should be coming back from the fly at an angle to the upstream side you reached to.

Another great dry fly cast is the slack line cast. It's nothing more than a version of the reach cast. This cast is useful for adding a large amount of slack line throughout the entire fly line. It is an excellent cast for a downstream presentation or one that is made across multiple currents.

There are many more presentation casts like the tuck cast, parachute cast and many more.

Good luck on the stream!

Allen Berg



Outdoor Casting Competition

The May meeting marks the beginning of our outdoor season and, of course, the Outdoor Casting Competition. The competition will be the same as past years. Here are the events for each month and a brief description of the rules.

Everyone will be using a club rod to even up the competition. So you don't even have to bring your gear.

These are fun events and a chance to learn a bit in the process as there are always folks to give you tips. Come give it a try!



MAY - DRY FLY (4 WT rod)

- o A maximum of 3 false casts per target will be allowed.
- o We will have you start with the fly in target 1 or in your hand. (Judge's decision on meeting night.)

JUNE - NYMPH FLY (4 WT rod)

- o Here are the rules for casting the nymph. You will start with the fly in target #2.
- o You will pick up the fly and have unlimited false casts to target #1.
- o You will then only be allowed 1 false cast to each remaining target.

JULY - ROLL CAST (MAX. OF 15 CASTS ALLOWED TO ATTEMPT ALL TARGETS) (7 WT rod)

- o Here are the rules for the Roll Cast. Limit of 15 casts total.
- o Start with fly in target #1. Cast to target #1 until scored (inside one of the rings).
- o Then on to the remaining 4 targets or until a maximum of 15 casts are made.
- § Any target not scored is a demerit of "-2" points. Highest score with fewest casts wins.

AUGUST - BASS BUG (7 WT rod)

- o Start with bug in hand and allowed unlimited casts to target 1.
- o Then only two (2) false casts to all remaining targets.

SEPTEMBER - DISTANCE COMPETITION (USING AN AVERAGE OF SEVERAL CASTS) (8 WT rod)

- o Make 5 casts MAX (in 5 minutes). (minimum of 3 casts)
- o While we may not enforce the 5 minute rule, we do want to give everyone a chance to cast and still have time to eat dinner. No fly, just a piece of yarn.
- o Tip: While there are no rules about how many false casts you can make, the fewer you make, the better your results will be. And don't rush the cast – give the rod time to load.

Look forward to seeing you at the pond!

Allen Berg

In Memory of Bill "Woody" Woodward

Sadly, Woody passed away on April 2, 2026. See his obituary at <https://www.markerheller.com/obituary/William-WoodwardBill>

Woody devoted more than two decades to teaching fly tying, and his impact on our club is hard to overstate. I don't remember the exact numbers, but I do know I had the pleasure of taking his classes multiple times. In those days, the classes ran from early January through the end of March—a full twelve weeks. Many years we offered both beginner and intermediate sessions, typically on Tuesday and Thursday evenings, and Woody led them all.

When the classes moved to the Gander Mountain store, we gained much-needed space, and attendance grew to 15–20 (or more) students per class. It was quite an undertaking. Planning the sessions, ordering materials, lining up vises and tools for newcomers, and organizing volunteers—all of it took a tremendous amount of effort. And yet Woody made it seem effortless. Over the years, many members stepped in to help, including Bob Cain, Dale Stephens, and Jerry Redford.



Woody and Bob Cain also worked together to create nearly all of the fly recipes, instructions, and photographs that now live on our website. That was no small feat—it was a labor of love that continues to benefit the club today.

Cynthia and I wish to recognize Woody for his part in making sure we were included in the activities of MVFF and were introduced to people we had never met. We took two years of tying classes with Woody before the Pandemic closed activities; both beginning and intermediate classes. We were able to learn a completely new art because of his skill as a teacher; an art we still enjoy doing together. Because of shared experiences Woody encouraged me to become involved with Project Healing Waters. The men that were putting their time and knowledge to helping veterans overcome injury of mind and body were, in our opinion, of the best character. Though our time with Woody was all too short, he will be forever remembered. It has been written that an individual truly does not die till the last person remembers him. In Woody's case several lifetimes yet to come. - Respectfully, Jeffrey and Cynthia Davis

I first met Woody when he was managing the fishing department at GS Outfitters (the old General Surplus store). It was just a few blocks from where I worked downtown, and I spent many lunch hours there, talking with him and soaking up his knowledge. I still have some tying materials with GS Outfitters labels that remind me of those days.

Woody and I also shared something deeper—we both served in the U.S. Army in Vietnam around the same time. Over the years, we traded stories and memories from that chapter of our lives, which created a special bond.

Simply put, Woody was one of the finest people I've ever known. His generosity, knowledge, and quiet dedication left a lasting mark on all of us. - Tom Arnold

"Rest in Peace" William R. "Woody" Woodward (July 30, 1947 - April 2, 2026). I caught him doing what he liked to do, tying flies and teaching people how to tie them. - Frank Cox

<https://www.facebook.com/photo/?fbid=1487938279871306&set=a.554885006509976>

(Continued next page)

Remembering Woody

What an incredible man. I'll forever appreciate the help he taught me about tying flies and fly fishing. Loved going to Fisherman's HQ to talk with him, learn how to tie flies, and learn any knowledge he had to give. – Ethan Summers

Great man. I've known Woody since I was a kid. – Steve Dow

What an absolute great guy he was and he was incredibly knowledgeable on both fly fishing tackle and fly tying. Bob Cain worked with him in photographing flies and compiling steps on tying the flies. Woody gave lessons to our fishing club members at a sporting club store where they would allow us to use a large room in which our group could attend—typically twenty or more would attend and watch a projection onto a large screen of the fly as Woody tied it. Helpers would pass out the fly materials for us to use to then tie the fly. It was super fun to use flies we had tied to fish with. All I can say is—precious memories!!! – Richard Quigley

RIP. Woody will be deeply missed by all who knew him for his patience and kindness in teaching others the art of fly tying. – Randy Evans

What a great guy. Learned a lot from him. – Paula Hill

I always loved seeing and spending time with Woody. Learned how to tie flies thru the classes he taught. I made a lot of trips to Fisherman's Quarters after work to hang out, talk, and buy supplies from him. – Dave Brown

He was a great man. Loved fly fishing, tying flies, and more important, he loved passing on and teaching the craft. He taught me through the VA. First taught me to cast, and then how to tie. RIP Woody. – Gary Church, Jr.

Woody was an amazing teacher and fly tyer. I learned so much from him as I'm sure most of the club members did. He was such a great asset to MVFF, and I'm very sorry to hear that he passed. My condolences to the entire Woodward extended family. – Brian Furderer

Sorry to hear this. He was such a great person and ambassador for fly fishing and fly tying. – Mad River Outfitters

I first met Woody at my initial MVFF meeting as Dave Oertel introduced me to him by saying, "This man can teach you how to make the best flies to catch fish." Woody was working at Fisherman's Headquarters part-time and invited me to come down and he would show me what I needed to begin tying. Needless to say, that visit started me on my journey and love of fly tying and, \$150 dollars from my wallet!

Woody was known across the United States by all those influential teachers and mentors throughout the fly fishing industry and enjoyed teaching everyone who showed interest in his talent. He was patient, easygoing and full of knowledge in tying classes. I am grateful to have met and known Woody and appreciate the things he graciously taught me. He will be missed, rest in peace. - Carl Markstrom

Great teacher...RIP Woody. Thanks for all your contributions. – Leo Budenz

What a genuinely nice man. – Greg Sherwood


Great guy. I would drive up from Cincinnati to Fisherman's Quarters to buy tying materials and his free advice. - Thomas Vanover

All very helpful. Willing to discuss the technical aspects of the fly. Will be missed by all. - Allan Abell

Prayers to a man who was always there to help new fishers. - Paul Piechota

He will be missed! – Johnny Mac

For those of you with Dayton connections, FYI on "Woody" Woodward. Woody led the instruction of fly tying for many years for our Dayton sister club MVFF! He was also a major influence for the Dayton based Fisherman's HQ for fly fishing gear and tying materials. He led instruction for tying for MVFF and has published most of the fly patterns for the club. He was an amazing instructor and mentor to many of the members. He will be missed! – Buckeye United Fly Fishers




2009 BUFF Show

Mid-Week Fly Fishing

April: The outing on April 7th at Lincoln Park drew five club members, and we all caught fish. The outing on April 23rd at Beaver Lake was a solo mission, that produced only four sunfish.

Tom's Pond: The Take-A-Kid Fishing outing on April 15th brought only 5 anglers, two of whom were kids. The fish were less cooperative than usual, but there were still some caught.



The Members-Only outing on April 29th was an unqualified success! There were 14 members in attendance, we didn't get rained out, and everyone caught fish.

May: Mid-Weeks are scheduled for Eastwood MetroPark Lagoon on the 5th, and Oak Grove Park on the 21st. The map data for these locations are in the Mid-Week spreadsheet, on page 10 of this issue and on the Club Calendar at <https://mvff.us/calendar/>.

~ Ken Davy



Tippet Chart

Choosing the right tippet depends almost entirely on the fly you choose. It's mainly based on the size of the fly, although sometimes water clarity or the size of the fish you are after can influence the tippet size you choose—but it should still fall within the range of the fly sizes shown in the chart below.

<https://howtoflyfish.orvis.com/how-to-articles/tippet-chart/>

~ Jeff Warden

Women's Stuff

Ladies, Cari Vota, coordinator of women's activities for BUFF has invited us to participate in outings and other activities with our fly fishing sisters to the south. So far, the following day trips have been planned:

- May 28 Thursday - Women's Weekday Day Trip, Brookville
- June 18 Thursday - Women's Weekday Day Trip, Mad River, Urbana
- July 16 Thursday - Women's Weekday Day Trip, Brookville
- Aug 22 Saturday - Women's Day Trip, Mad River, Urbana

This is a great opportunity for us to share time with other MVFF women and meet new women from BUFF. Cari will be sending more details about these and other activities, but we wanted to be sure you could set these dates aside for some great fun.

~ Karen Via



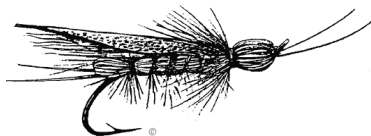
There some great resources through FFI Women Connect. You can easily subscribe to be alerted to new issues and events.

<https://mailchi.mp/flyfishersinternational.org/january-2026-programs-12934062?e=fd808e749d>

Kroger Community Rewards Can Support Casting for Recovery – Ohio

Do you shop at Kroger? When you use your Kroger card, Casting for Recovery - Ohio could get your community rewards. We use the money to send Thrivers and Survivors through our program. Head to [Kroger.com](https://www.kroger.com), log on, and select my account. If you scroll down on the left-hand side, you will see Community Rewards. Here you can select Casting for Recovery - Ohio. If the name search does not work you can use our Organization Number: UM620.

Casting for Recovery – Ohio on Facebook . . . <https://www.facebook.com/CastingForRecoveryOhio/>



Fly of the Month: Sugar Lump Emerger

Instructions by Bill "Woody" Woodward
Photography by Bob Cain



Recipe

Hook..... Curved Caddis or Nymph, size 14 - 12
Thread..... White, 6/0 or 8/0
Post..... Ethafoam, 2mm, white
Body..... Thread
Rib..... Thread, colored with black permanent marker
Wing..... Squirrel dubbing, natural
Thorax..... Squirrel dubbing
Head..... Thread

1. Attach the thread slightly behind the hook eye and wrap a tight thread base back to the middle of the hook shank, then reverse direction and wrap the thread half-way back toward the hook eye. This should put the thread approximately 1/4 of the hook shank back from the hook eye. Let the thread hang.
2. Cut a strip of Ethafoam slightly less wide than the hook gap. From that strip, cut a 1"- 2" piece and pinch off one end leaving a tapered end. Tie the Ethafoam in at the middle of the tapered end with few tight thread wraps then bind down the remaining butt with tight thread wraps. Wrap the thread back to the tie-in point, lift the Ethafoam and take several firm wraps around its base, then a few against the front of the Ethafoam post. Now wrap the thread behind the post and wrap a tight touching thread base back to just past the hook bend to form an abdomen. (It is important that you form a very neat thread base with no gaps.)
3. Now pull out a 1" length of thread out of the bobbin (don't cut the thread, just pull a length out from the back of the abdomen) and color it black with a permanent marker (this will be our ribbing material).
4. Wrap the blackened thread once or twice around the back of the abdomen on the hook shank, then palmer it forward over the abdomen in 6-8 turns up to the back of the post. If any blackened thread remains, wrap it over the thread wraps covering the post butt till you return to white thread, then return the thread to the back of the post.
5. Form a short dubbing loop and fill about 1½" with dubbing and spin it tight. Now wrap the dubbing loop around the hook shank tight behind the post (be sure to cover the black thread wraps behind the post – (take an extra wrap if needed), then take 2 wraps around the base of the post parachute style. Then wrap the dubbing loop around in front of the post and make 1-2 wraps between the front of the post and the hook eye and tie it off. Make sure you have covered all the thread wraps around the post with dubbing. Remove any excess dubbing loop.
6. Form a neat, small thread head, whip finish, and cut the thread. Carefully apply head cement, if desired.
7. Trim the post your desired length (longer for fast water and shorter for calm water), then trim off any spikey dubbing on the bottom of the hook so that it will ride flat in the water's surface film.

Upcoming Mid-Week Events

May 5, Eastwood MetroPark Lagoon

May 21, Oak Grove Park

4:30 until dark (come anytime)

(see page 10)

Mid-Week Fly Fishing 2026

Ken Davy has once again put together a list of fishing spots and a schedule from March - October. Ken has also included info on the fishing potential of these waters and suggested flies. There are links to a map for each location. These events are on the club Calendar page of our website and Facebook page as well (Events).

Lots of fishing spots and links to maps here. Go on the scheduled date and you can meet up with fellow members. Or just check out some of these places when you choose. We're hoping to get even better turnout this year.

They start at 4:30 p.m. (come anytime). If you have specific questions about events contact Ken at tiggr75@gmail.com.

Date	Location	Special Considerations	Map	Fishing Info
19-Mar	Delco Park		https://maps.app.goo.gl/jUgJXwx2Rx19tNwRA	Tiny streamers or mayfly nymphs for the crappies. Foam beetles or beadhead nymphs for bluegills. Bushy marabou streamers or crawdad imitations for the bass.
7-Apr	Lincoln Park		https://maps.app.goo.gl/RAuWMRdYH7JMXsxV9	This pond is new in the rotation, Still collecting intel.
23-Apr	Beaver Lake		https://maps.app.goo.gl/nvyUvgjETgaVdxD62A	Also access to Beaver Creek.
5-May	Eastwood Lagoon	Kayaks	https://goo.gl/maps/7LSKUazx8fYWboSu5	Bass, crappies and bluegills. Olive Woolly Buggers, Zoo Cougars, and Marsh Hares for the bass. Many SMB in this water.
21-May	Oak Grove Park		https://goo.gl/maps/iBV9FWjR2wITtXsR6	Fish quartering out from shore with poppers or foam bugs for big bluegills, or with Clousers, Buggers, or Zoo Cougars for bass. Some big bass in here. What to do for crappies is anybody's guess.
9-Jun	Beavercreek Community Park		https://maps.app.goo.gl/8j1rWa75WWGAocHB6	Panfish, bass and some huge carp.
25-Jun	Arthur Fisher Park		https://goo.gl/maps/X45zijDf6FYLZvb36	Fishing for early season bass, and bluegills. Olive Woolly Buggers, or Muddlers for the bass, poppers or foam beetles for the bluegills. Cast about 5 feet from shore for gills, up to 10 feet for the bass.
7-Jul	Miami View Park		https://goo.gl/maps/to6qZjp9aqVDj3uM8	Bluegills, catfish and bass.
23-Jul	Rip Rap Road Park	Wading, Kayaks (long portage)	https://goo.gl/maps/79oLpdMUDLkNyGWOA	Bring your waders and/or your kayaks! This one is on the Great Miami River in July. Kayakers, bring your portage wheels because it's about 300 yards from the parking lot to the river.
4-Aug	Fuggin Pond		https://maps.app.goo.gl/ha93VqBtqDNXqJh49	Bluegills and largemouth bass.
20-Aug	Deer Meadow Park		https://goo.gl/maps/CquLJXGskM7Ug1766	Fishing for bass and big bluegills.
8-Sep	Wellfield Park		https://maps.app.goo.gl/imxBay3ZpyTDeyam6	This pond gets deep abruptly. It holds anything that is in Stillwater River.
24-Sep	Lofino Park		https://goo.gl/maps/nfzb6lGFax84Nejs6	Fishing for bass, crappies and bluegills. Olive Woolly Buggers, Zoo Cougars, and Muddlers for the bass, both LMB and SMB. Green Wienies or tiny streamers for the Crappies. Popper and dropper for the bluegills. (Or, if you're Shawn, a sponge spider and a Higgs's SOS.)
13-Oct	Carriage Hill - Cedar Lake	Kayaks, canoes	https://goo.gl/maps/Syz7GDDjR9uSaGiu5	Fishing for bass, crappies and bluegills.

Save the Dates

Mid-Week Fly Fishing Events

May 5, 4:30 till dark (come anytime)
Eastwood MetroPark Lagoon (see page 10)

May 21, 4:30 till dark (come anytime)
Oak Grove Park (see page 10)

MVFF Monthly Meeting

May 11 - start at 5:30 p.m.

Dayton FOP Lodge, 4275 Powell Road, Dayton,
Ohio 45424

Make your reservation now at <https://mvff.us/reservation/>

Mad River Stream Water Quality Monitoring

May 30 & July 18 - 9:00 a.m.

West Liberty Lions Club Ball Park
West Liberty, OH 43357



Mad River Drift

Here is a link to the archive of the Trout Unlimited Mad River Chapter newsletter. When you open the link it gives you access to the current and previous newsletters. You can also subscribe here.

<https://us20.campaign-archive.com/home/?u=8049cc4f0cf9c67bcac699302&id=e41b50e209>

Ohio Council Newsletter

Ohio Council's Winter 2026 Newsletter is linked below for everyone's reading enjoyment. The periodic newsletter is OHC's ongoing attempt to keep fly fishers in Ohio up to date on regional matters and events. This email is being sent to all of the current FFI members in the Ohio Council. Feel free to forward this email to other FFI affiliate club member and fly fishing friends who are not FFI members. The OHC officers hopes that everyone will enjoy these newsletters; and please consider joining us by becoming an [FFI member](#) if you are not already.

If anyone has note-worthy content that they would like to contribute for future newsletters; please send an email to our [Newsletter Editor](#) for consideration. Use the link below to access the newest newsletter to read or download.

https://mcusercontent.com/38c4ba82eb8cd3357490ee92c/files/1e8f5d76-534b-331e-1fec-a4613d493ee1/Winter_2026_3.pdf



Ohio Fly Tying Guild Fly Tying Demos

Join us each month at the Ohio Fly Tying Guild Zoom meeting for live online fly tying and techniques demonstrations. These events will be held the 3rd Friday of each month at 6:30 p.m. Eastern time. So mark your calendars to plan ahead. If you missed the first sessions, you can view the recordings at the following YouTube link:

<https://www.youtube.com/@OhioFlyTyingGuild>

Subscribe and you should get notices when new videos are available.

Fly Fishers International member Gary Begley from the Buckeye United Fly Fishers club near Cincinnati, Ohio will be leading the sessions. Topics of discussions and demonstrations will cover tying tools, materials, hooks, and the techniques to put it all together to create a fly that will catch fish. These are interactive events, so don't be afraid to make comments, or to ask questions. We hope to see you at the meetings.

If you are an FFI member you can subscribe to the Ohio Council of FFI at the link below and you will get notification of the next session with the Zoom invitation.

<https://mailchi.mp/bb30fc8451a5/ffi-ohio-council-newsletter-10328552?e=e08d356fda>

[FFI / Ohio Council Winter 2026 Newsletter](#)



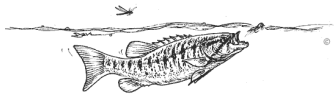
Little Miami Watershed Network

Visit our website for updates on activities and opportunities to support us in volunteering.

Keep in touch at . . . <https://lmwn.org>

Below is the link to Little Miami Watershed Network newsletter (current and past issues) and where you can subscribe. Learn how you can join our network in caring for the well-being of this beautiful river.

<https://us5.campaign-archive.com/home/?>



OHIO DEPARTMENT OF NATURAL RESOURCES

Ohio DNR Education Registration

The Department of Natural Resources regularly has educational opportunities on a variety of outdoor, wildlife and sporting topics. Check out the link below and click on Register to read more about particular events you might be interested in attending . . . <https://apps.ohiodnr.gov/wildlife/educationregistration/>

Find All Fishing Reports

Fishing reports are broken down by region – Lake Erie, central, northeast, northwest, southeast, and southwest – all of which can be found online.

<https://ohiodnr.gov/wps/portal/gov/odnr/buy-and-apply/hunting-fishing-boating/fishing-resources/fishing-reports-forecasts>

Backyard Wildlife Documents

Some nice resources to check out . . .

<https://ohiodnr.gov/wps/portal/gov/odnr/discover-and-learn/safety-conservation/about-ODNR/wildlife/documents-publications/backyard-wildlife-documents>



FFI has made strides to grow the fly fishing community through the launch of a dynamic new Fly Fishers International website, including the revamped FFI Learning Center, accessible to anyone with a passion for the sport. This modern new website is easier to navigate and highlights FFI's strength in fly fishing education with an incredible repository of videos, articles, and manuals on casting, fly tying, conservation, and fly fishing skills.

<https://www.flyfishersinternational.org/Learn/Learning-Center-Resources>

The Connection is the official quarterly newsletter of FFI Women Connect. FFI Women Connect encourages female leadership in FFI Clubs and the fly fishing industry by creating a platform where women can develop fly fishing skills, network with other women fly fishers, and come together for fly fishing experiences.

<https://www.flyfishersinternational.org/Get-Involved/FFI-Women-Connect>

Looking for another way to dive into the world of fly fishing? Try *Fly Fish Forever*, the official podcast of Fly Fishers International. Find *Fly Fish Forever* on [Apple Podcasts](#), [Spotify](#), and [Amazon](#), or your favorite podcast source.

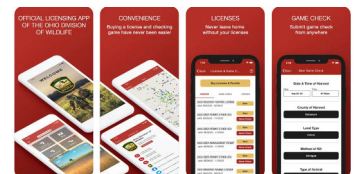
DOW eNewsletter

Subscribe to the Ohio DNR Division of Wildlife eNewsletter by filling out the form below. Once submitted, check your email to confirm your subscription.

<https://go.ohiodnr.gov/downnewsletter>

Mobile App

HuntFish OH is a mobile path for Ohio's hunters, anglers and shooters to licensing, game check, regulations, and communication with the Ohio Division of Wildlife.



<https://ohiodnr.gov/wps/portal/gov/odnr/buy-and-apply/hunting-fishing-boating/hunting-resources/huntfishoh-mobile-app>

MVFF

Miami Valley Fly Fishers Inc., established in 1975 and re-organized in 2016 as a 501(c)(3) tax exempt organization, is a non-profit organization dedicated to the improvement and preservation of fly fishing in Ohio. Our goal is cleaner water and brighter streams.

MVFF Board

President
Karen Via

Vice President
Dave Williams

Secretary
Kelly Kingery

Treasurer
Jim August

Tightlines Editor/
Webmaster
Tom Arnold

Clipart courtesy of the artist,
Dave Whitlock
davewhitlock.com



P.O Box 151
Wright Brothers Station
Dayton, Ohio 45409

Website: mvff.us

CALENDAR

Check the [MVFF Calendar](#) page or our Facebook Events page for updates & details

<https://www.facebook.com/MiamiValleyFlyFishers/>

Remember, you can find many photos of MVFF happenings on our [Facebook](#) page.

<https://www.facebook.com/MiamiValleyFlyFishers/>



Did You See the 2025 Michigan Trip Photos?

Another great trip!. See the story in the November 2025 issue of Tightlines and check out the photos from this trip and many others on our Facebook page - -

<https://www.facebook.com/MiamiValleyFlyFishers/photos>

Help!

I always need and appreciate member-submitted material for this newsletter. So if you have been on a fishing trip and want to write an article and share pictures, please send info my way. Maybe you have tactics, equipment tips, a new fly pattern or some other knowledge you would like to share. We would welcome the contributions. If you have ideas on what you would like to see in Tightlines let me know by emailing me at mvffemail@gmail.com.

~ Tom Arnold, Editor

Dues!

It could not be easier. Just pay using our PayPal portal. Either pay with your PayPal account or by credit or debit card as a guest. Click the Pay Now button on our Home page . . . <https://mvff.us>



Support Our Local Shops & Those Who Support MVFF

Fisherman's Headquarters
142 S. Keowee St.
Dayton, Ohio 45402
937.222.2224
fishermanshq.net

ReelFlyRod.com
1908 N. Lakeman Dr.
Bellbrook, OH 45305
855.434.8472
ReelFlyRod.com

Mad River Outfitters
813 Bethel Rd.
Columbus, Ohio 43214
614.451.0363
madriverroutfitters.com



FLY FISHERS
INTERNATIONAL
[Affiliate Club](#)

The Miami Valley Fly Fishers, Inc. is an active Affiliate Club of Fly Fishers International, an international club promoting the benefits of fly fishing and conservation